



# Processing Non-Geographic Precinct Data into ERM

**Product Advisory:** FYIEWR17356  
**Product:** ERM, Electionware  
**Version Affected:** All EVS versions preceding EVS6000  
**Publication Date:** July 20, 2018  
**Distribution:** External

## ISSUE:

ERM does not recognize results from contests associated with a non-geographic precinct if the <Local> district type is used in the election.

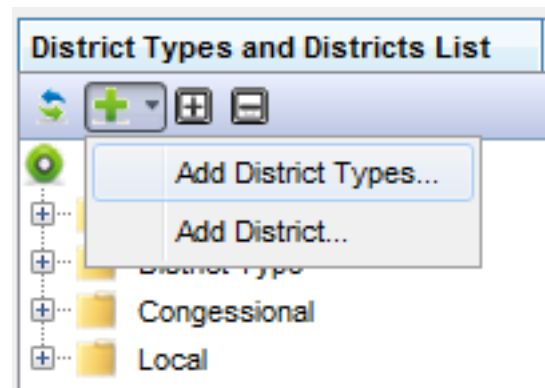
## SOLUTION:

If using a non-geographic precinct, you cannot use the <Local> district type.

If using the <Local> district type, you cannot use a non-geographic precinct.

### Using a Non-Geographic Precinct

1. When creating the election in Electionware, if using a non-geographic precinct, in Capture, you must create at least one district type.



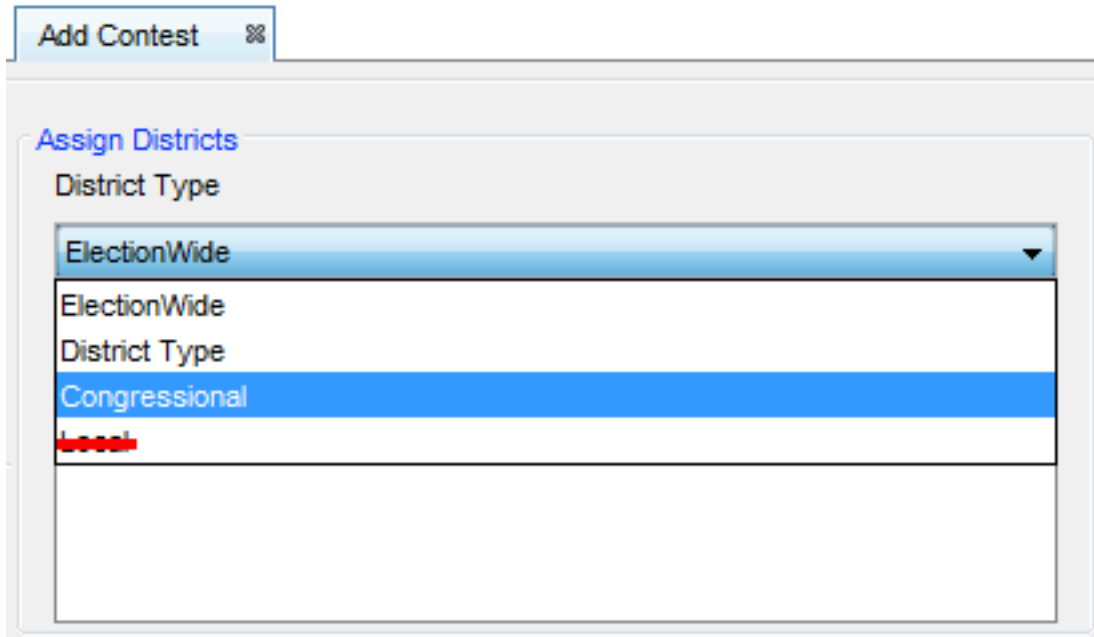
#### Note



The <Local> district type cannot be deleted, but can be left unused.

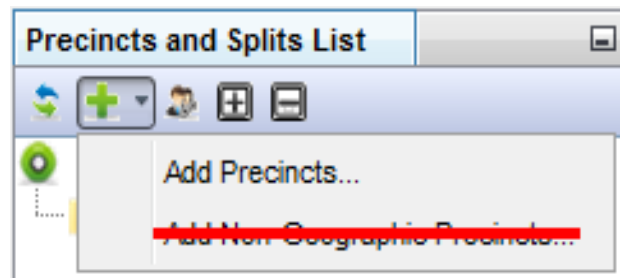
2. Add a district for each precinct in the election, using the same name as the precinct.
3. Assign each precinct (ordinarily all splits within the precinct) to its district.
4. Assign each contest to the applicable district(s) of the created district type.

Do not use the <Local> district type.



## Using the <Local> District Type

When creating the election in Electionware, if you will be assigning contests to the <Local> district type in Capture, do *not* use a non-geographic precinct.



## ES&S SUPPORT

For additional technical support, contact ES&S.

**Telephone:** 877-377-8683 (USA & Canada)

**Fax:** 402-970-1285

**Write:** Election Systems & Software  
11208 John Galt Blvd  
Omaha, NE 68137 USA

ES&S support services are subject to the prices, terms, and conditions in place at the time of service.