

Presentation by
Kansas Secretary of State
Kris W. Kobach

Presidential Commission
on Election Administration

September 20, 2013



Photo ID and Electronic Poll Books

and

Interstate Voter Registration Data Crosscheck



Interstate Voter Registration Data Crosscheck



National Voter Registration Act of 1993

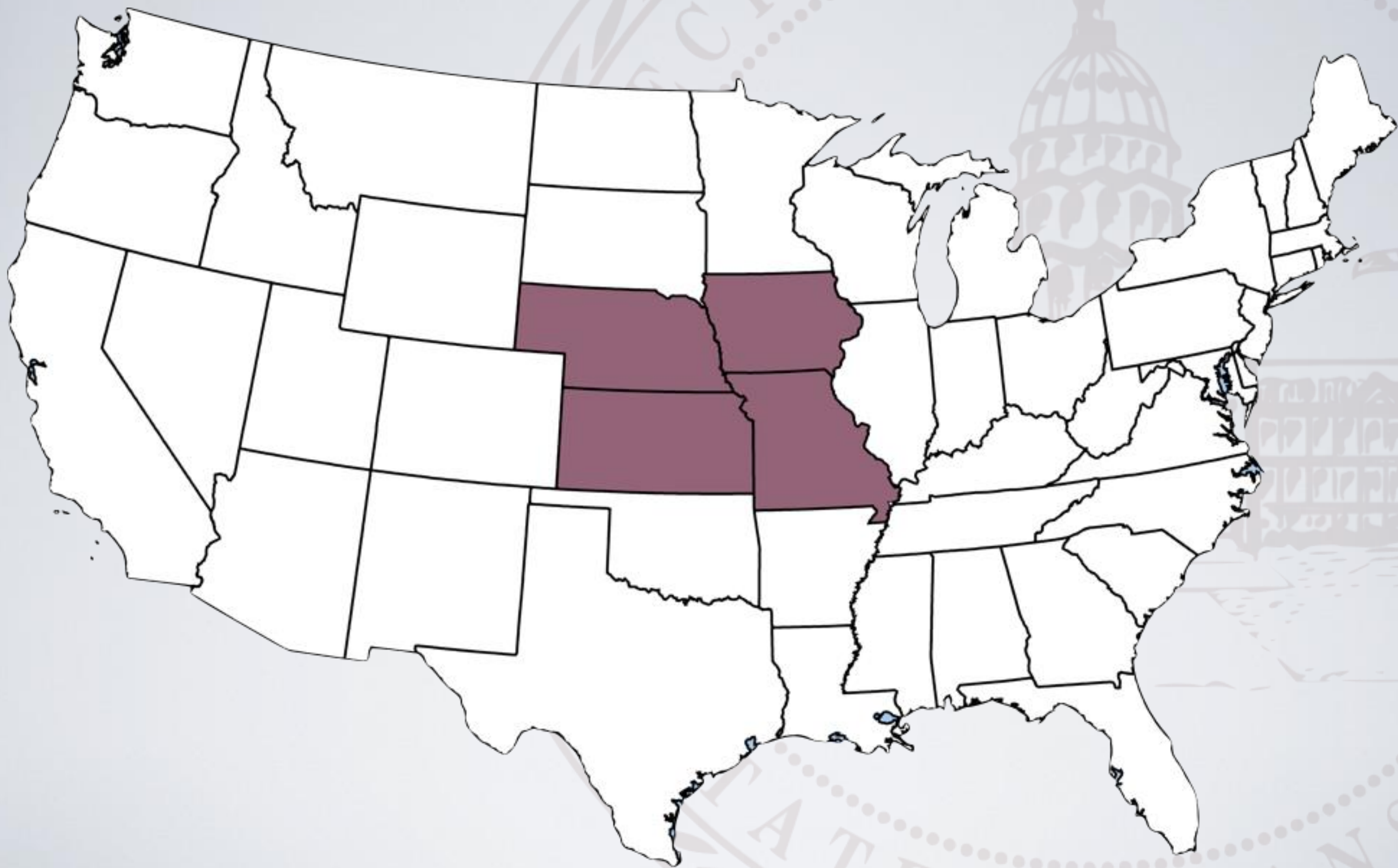
- **Section 2 Findings and Purposes**
- (b) Purposes
- (1) to establish procedures that will increase the number of eligible citizens who register to vote in elections for Federal office;
- (2) to make it possible for Federal, State, and local governments to implement this subchapter in a manner that enhances the participation of eligible citizens as voters in elections for Federal office;
- (3) to protect the integrity of the electoral process; and
- **(4) to ensure that accurate and current voter registration rolls are maintained.**



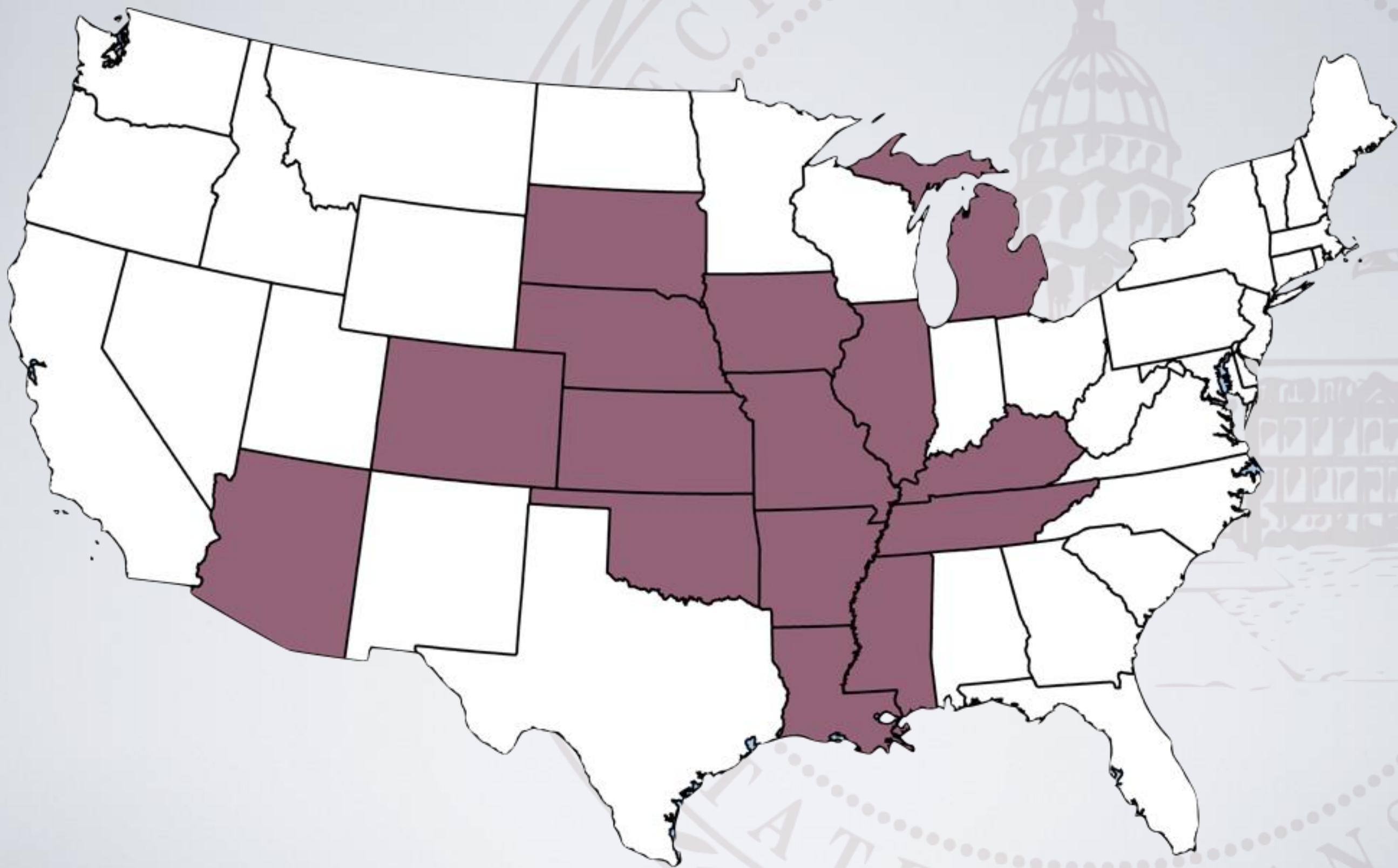
From the Federal Election Commission's guide: Implementing the National Voter Registration Act of 1993:

The features (of the National Voter Registration Act) include a requirement that states “conduct a general program” the purpose of which is “to protect the integrity of the electoral process by ensuring the maintenance of an accurate and current voter registration roll for elections for Federal office”

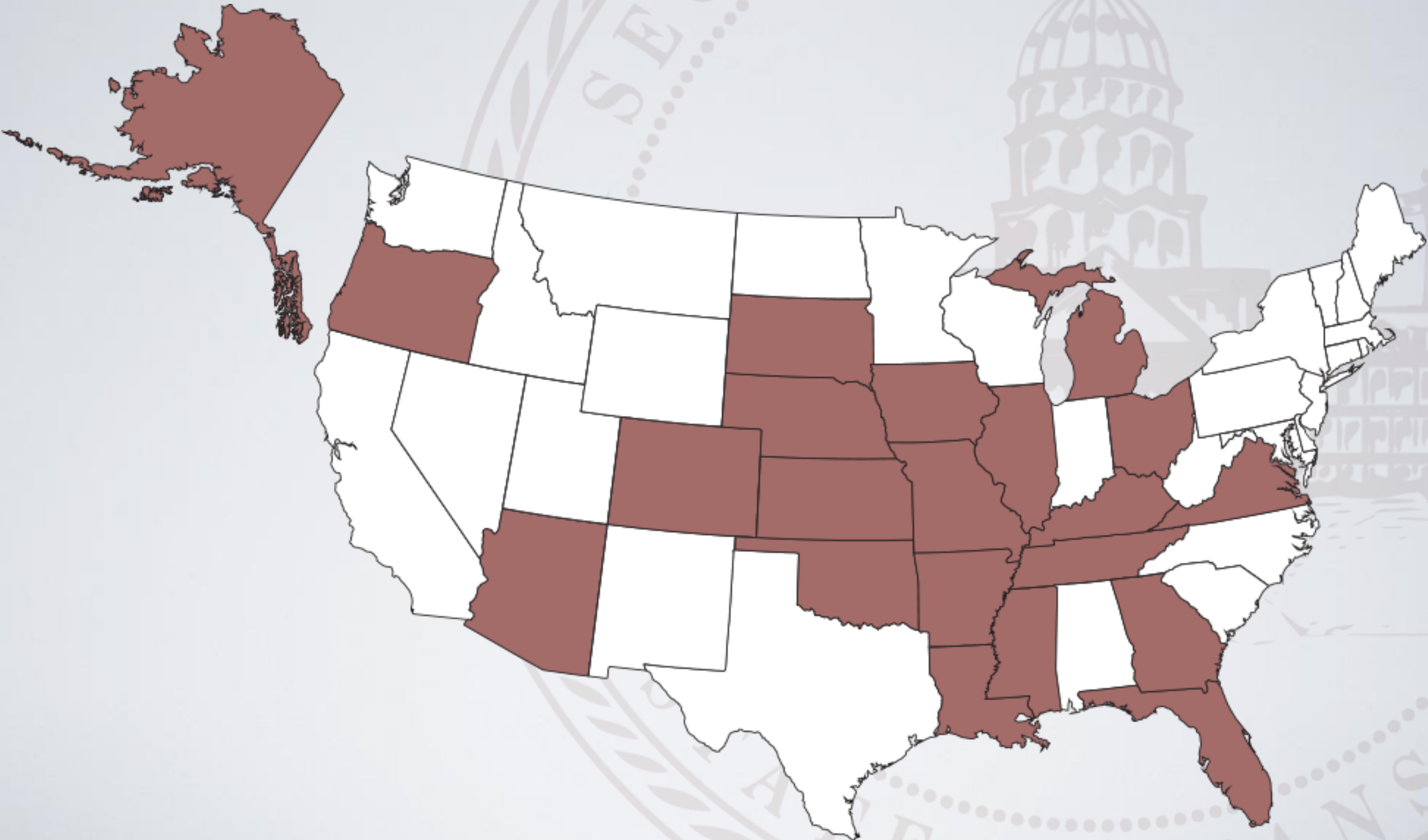
2006 Interstate Crosscheck



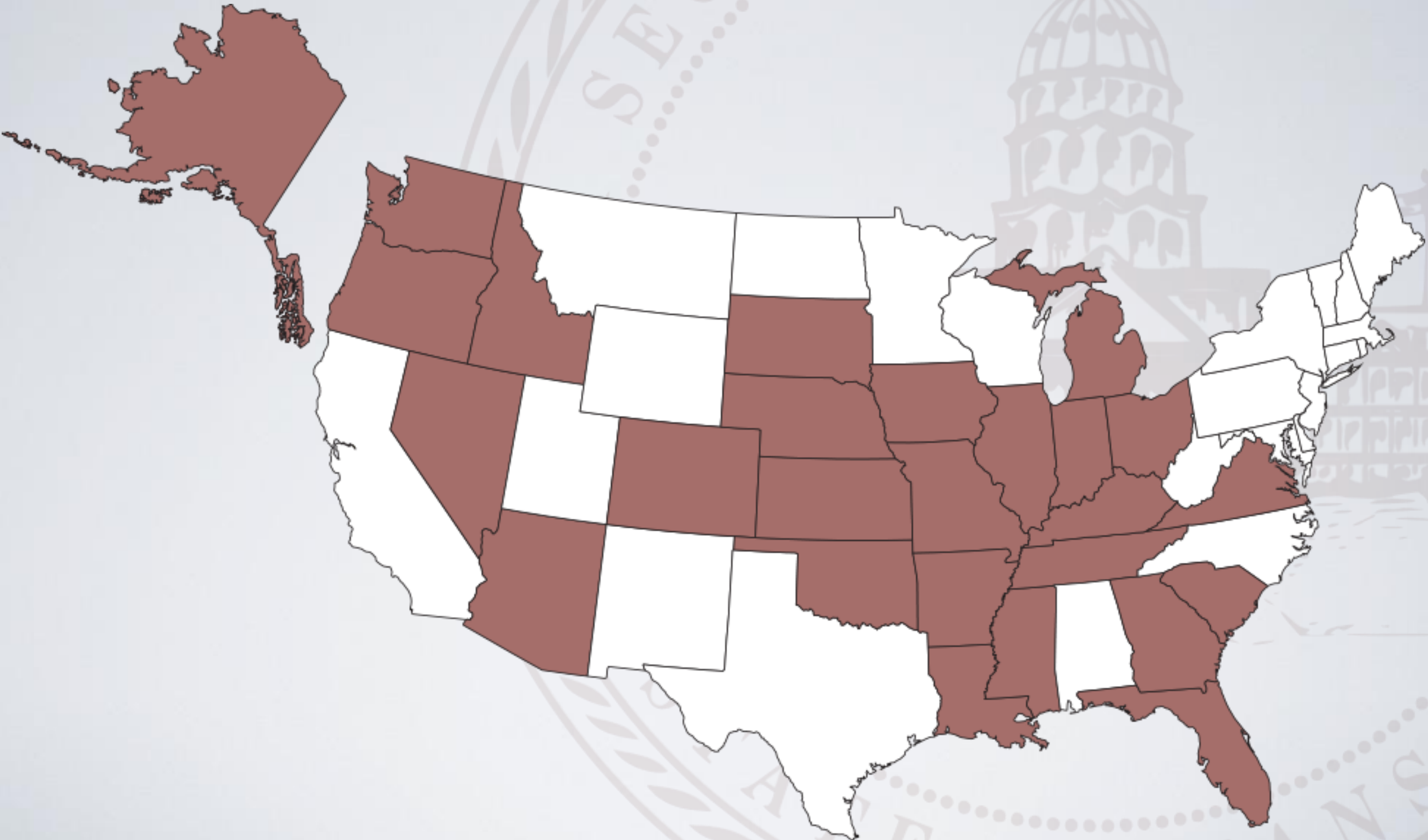
2012 Interstate Crosscheck



2013 Interstate Crosscheck



2014 Interstate Crosscheck



2013 Crosscheck Program—Number of Records Compared

Alaska	513,126	Michigan	7,450,820
Arizona	3,713,607	Mississippi	2,077,096
Arkansas	1,638,069	Missouri	4,119,984
Colorado	3,629,559	Nebraska	1,167,533
Florida	10,466,039	Ohio	8,011,975
Georgia	6,117,582	Oklahoma	2,116,364
Illinois	8,574,144	Oregon	2,636,511
Iowa	2,122,030	South Carolina	3,106,420
Kansas	1,753,183	South Dakota	583,495
Kentucky	3,136,712	Tennessee	3,590,439
Louisiana	2,918,581	Virginia	5,434,434

Total Records: 84,877,703

Interstate Crosscheck Data Format

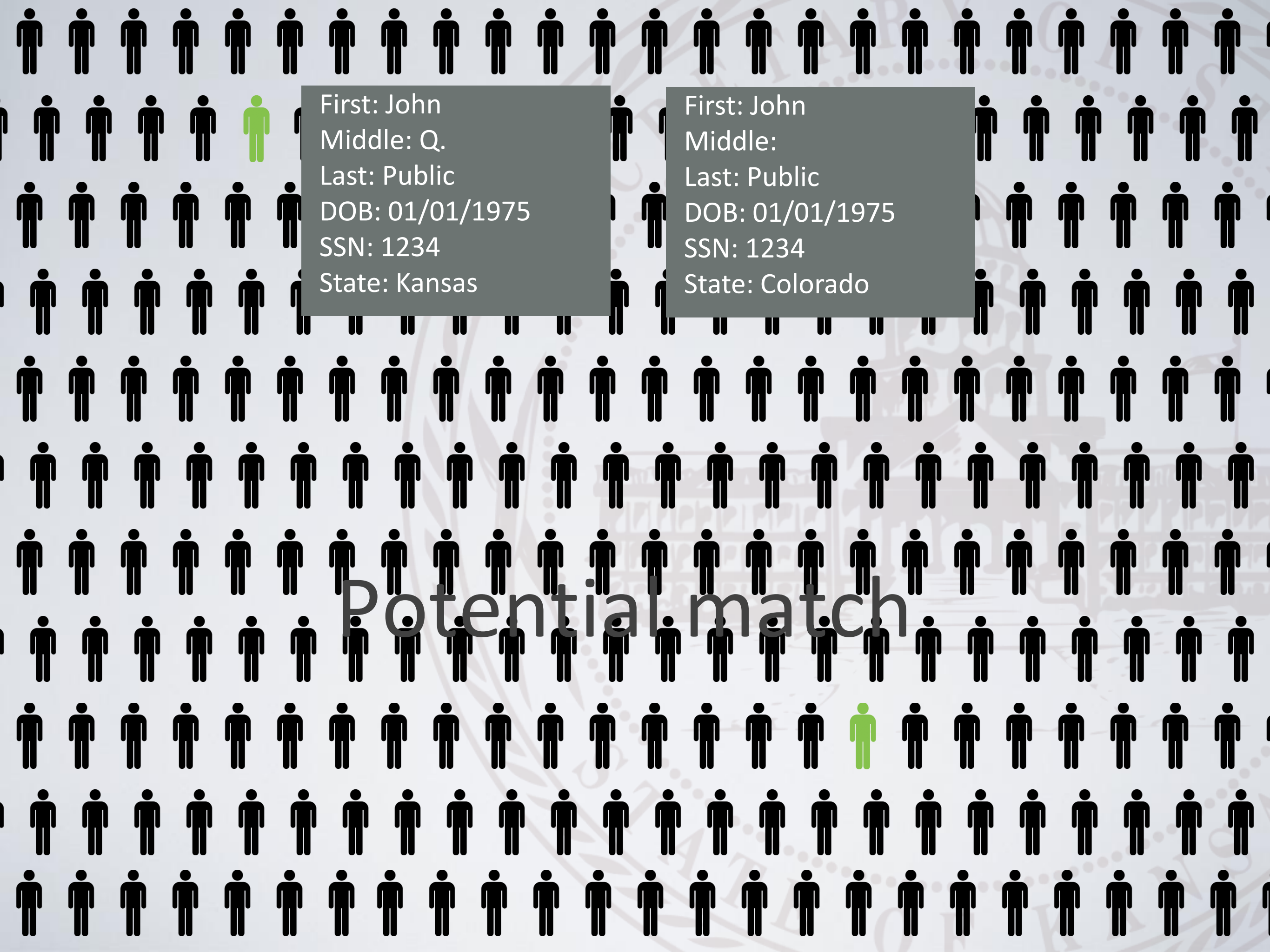
Field	Format	Example
Status	A=Active; I=Inactive	A
Date_Generated	YYYY/MM/DD	2010/01/01
First_Name		Bob
Middle_Name		Alan
Last_Name		Jones
Suffix Name		Jr
Date_of_Birth	YYYY/MM/DD	1940/06/16
Voter_ID_Number		123456
Last_4_SSN		7890
Mailing Address	Line 1 Line 2 City State Zip	123 Anywhere St...
County		Allen
Date_of_Registration	YYYY/MM/DD	1970/01/01
Voted_in_2010	Y=did vote; N=did not vote	Y



How does it work?

- Each state pulls data on January 15 each year using prescribed data format
- Upload data to secure FTP site (hosted by Arkansas)
- Kansas IT department pulls data, runs comparison, uploads results to FTP site
- Each state downloads results from FTP site, processes them according to state laws & regulations
- Kansas deletes all other states' data



A grid of human icons, mostly black, with one icon in the top-left quadrant highlighted in green. Two semi-transparent grey boxes are overlaid on the grid, each containing personal information. The word "Potential match" is written in large, semi-transparent grey letters across the middle of the grid.

First: John
Middle: Q.
Last: Public
DOB: 01/01/1975
SSN: 1234
State: Kansas

First: John
Middle:
Last: Public
DOB: 01/01/1975
SSN: 1234
State: Colorado

Potential match

Grid of Potential Duplicate Registrants Within States by DOB LastName FirstName

2013

	Number of rows	Invalid or Null Dates of Birth	Duplicate Voter IDs	Voters with more than 1 row	ALASKA	ARIZONA	ARKANSAS	COLORADO	FLORIDA	GEORGIA	ILLINOIS	IOWA	KANSAS	KENTUCKY	LOUISIANA	MICHIGAN	MISSISSIPPI	MISSOURI	NEBRASKA	OHIO	OKLAHOMA	OREGON	SOUTH CAROLINA	SOUTH DAKOTA	TENNESSEE	VIRGINIA	COMPARED WITH OTHER 21
1	ALASKA	513,126	607		37	3608	701	4,550	2,849	2,821	1,796	707	701	1,187	752	2,372	632	1,443	441	1,879	943	3,667	1,192	393	1,060	1,863	35,557
2	ARIZONA	3,713,607	0	0	3,925	3,608	3,949	33,374	16,947	12,674	22,106	7,317	4,710	6,801	2,561	33,117	2,941	9,817	4,522	19,314	5,742	18,253	5,561	3,407	4,906	12,933	234,560
3	ARKANSAS	1,638,069	20	0	2,077	701	3,949	5,645	7,991	8,174	8,090	2,458	3,282	4,193	6,889	5,800	7,656	13,281	1,223	5,391	10,264	1,983	3,353	585	7,276	4,298	112,482
4	COLORADO	3,629,559	0	0	2,109	4,550	33,374	5,645	26,177	18,342	24,314	10,473	12,040	7,401	5,451	18,970	3,940	14,884	10,699	18,083	10,824	16,503	7,862	5,136	7,362	17,792	279,822
5	FLORIDA	10,466,039	0	0	7,832	2,849	16,947	7,991	26,177	107,892	50,792	7,009	6,674	27,347	12,319	44,412	12,394	18,866	3,631	53,503	7,425	8,065	34,944	2,098	25,940	50,422	527,697
6	GEORGIA	6,117,582	175	0	6,828	2,821	12,674	8,174	18,342	107,892	34,920	5,269	5,983	22,583	21,778	32,548	19,639	15,782	2,940	36,484	6,917	6,335	62,479	1,313	40,578	45,305	510,756
7	ILLINOIS	8,574,144	158,294	30	86,495	1,796	22,106	8,090	24,314	50,792	34,920	32,676	6,688	18,791	5,833	53,106	12,268	45,387	4,514	39,111	5,711	8,886	12,299	1,746	13,769	21,077	423,880
8	IOWA	2,122,030	10	0	596	707	7,317	2,458	10,473	7,009	5,269	32,676	4,318	3,079	1,374	6,784	1,777	11,113	11,519	5,966	2,211	2,879	2,474	5,234	2,702	4,011	131,350
9	KANSAS	1,753,183	10	0	1,115	701	4,710	3,282	12,040	6,674	5,983	6,688	4,318	2,768	1,427	4,522	1,459	33,646	4,915	5,211	8,660	2,615	2,509	1,104	2,415	4,363	120,010
10	KENTUCKY	3,136,712	37	0	3,300	1,187	6,801	4,193	7,401	27,347	22,583	18,791	3,079	2,768	4,704	17,663	5,463	9,140	1,286	56,995	3,444	3,282	9,858	691	22,311	14,174	243,161
11	LOUISIANA	2,918,581	0	58,027	1,016	752	2,561	6,889	5,451	12,319	21,778	5,833	1,374	1,427	4,704	5,902	18,927	5,275	906	6,966	3,152	2,475	5,023	330	4,654	7,967	124,665
12	MICHIGAN	7,450,820	6	83	63,024	2,372	33,117	5,800	18,970	44,412	32,548	53,106	6,784	4,522	17,663	5,902	8,260	12,772	2,705	54,200	4,734	7,722	13,985	1,518	18,306	18,201	367,599
13	MISSISSIPPI	2,077,096	214	0	11,482	632	2,941	7,656	3,940	12,394	19,639	12,268	1,777	1,459	5,463	18,927	8,260	5,920	936	6,951	2,861	1,522	5,143	369	17,588	6,530	143,176
14	MISSOURI	4,119,984	7	0	4,694	1,443	9,817	13,281	14,884	18,866	15,782	45,387	11,113	33,646	9,140	5,275	12,772	5,920	5,248	14,245	9,391	5,246	6,150	1,538	8,100	10,701	257,945
15	NEBRASKA	1,167,533	2	0	351	441	4,522	1,223	10,699	3,631	2,940	4,514	11,519	4,915	1,286	906	2,705	936	5,248	2,747	1,474	1,792	1,276	3,397	1,265	2,429	69,865
16	OHIO	8,011,975	0	0	17,833	1,879	19,314	5,391	18,083	53,503	36,484	39,111	5,966	5,211	56,995	6,966	54,200	6,951	14,245	2,747	5,527	7,457	21,859	1,548	17,912	27,035	408,384
17	OKLAHOMA	2,116,364	15,094	0	6,389	943	5,742	10,264	10,824	7,425	6,917	5,711	2,211	8,660	3,444	3,152	4,734	2,861	9,391	1,474	5,527	2,784	3,065	584	3,624	4,554	103,891
18	OREGON	2,636,511	860	35	655	3,667	18,253	1,983	16,503	8,065	6,335	8,886	2,879	2,615	3,282	2,475	7,722	1,522	5,246	1,792	7,457	2,784	2,958	1,201	3,199	6,741	115,565
19	SOUTH CAROLINA	3,106,420	0	348	33,018	1,192	5,561	3,353	7,862	34,944	62,479	12,299	2,474	2,509	9,858	5,023	13,985	5,143	6,150	1,276	21,859	3,065	2,958	758	12,972	30,001	245,721
20	SOUTH DAKOTA	583,495	19,467	2	5,403	393	3,407	585	5,136	2,098	1,313	1,746	5,234	1,104	691	330	1,518	369	1,538	3,397	1,548	584	1,201	758	735	1,135	34,820
21	TENNESSEE	3,590,439	580	365,724	6,755	1,060	4,906	7,276	7,362	25,940	40,578	13,769	2,702	2,415	22,311	4,654	18,306	17,588	8,100	1,265	17,912	3,624	3,199	12,972	735	17,047	233,721
22	VIRGINIA	5,434,434	0	126	5,830	1,863	12,933	4,298	17,792	50,422	45,305	21,077	4,011	4,363	14,174	7,967	18,201	6,530	10,701	2,429	27,035	4,554	6,741	30,001	1,135	17,047	308,579
		84,877,703				35,557	234,560	112,482	279,822	527,697	510,756	423,880	131,350	120,010	243,161	124,665	367,599	143,176	257,945	69,865	408,384	103,891	115,565	245,721	34,820	233,721	308,579

2013 Crosscheck Program—Number of Potential Matches

Based on match of First Name, Last Name, DOB

Alaska	35,557	Michigan	367,599
Arizona	234,560	Mississippi	143,176
Arkansas	112,482	Missouri	257,945
Colorado	279,822	Nebraska	69,865
Florida	527,697	Ohio	408,384
Georgia	510,756	Oklahoma	103,891
Illinois	423,880	Oregon	115,565
Iowa	131,350	South Carolina	245,721
Kansas	120,010	South Dakota	34,820
Kentucky	243,161	Tennessee	233,721
Louisiana	124,665	Virginia	308,579

Total Potential Matches: 5,033,206

These totals count the matching records in both states.

Success in Kansas

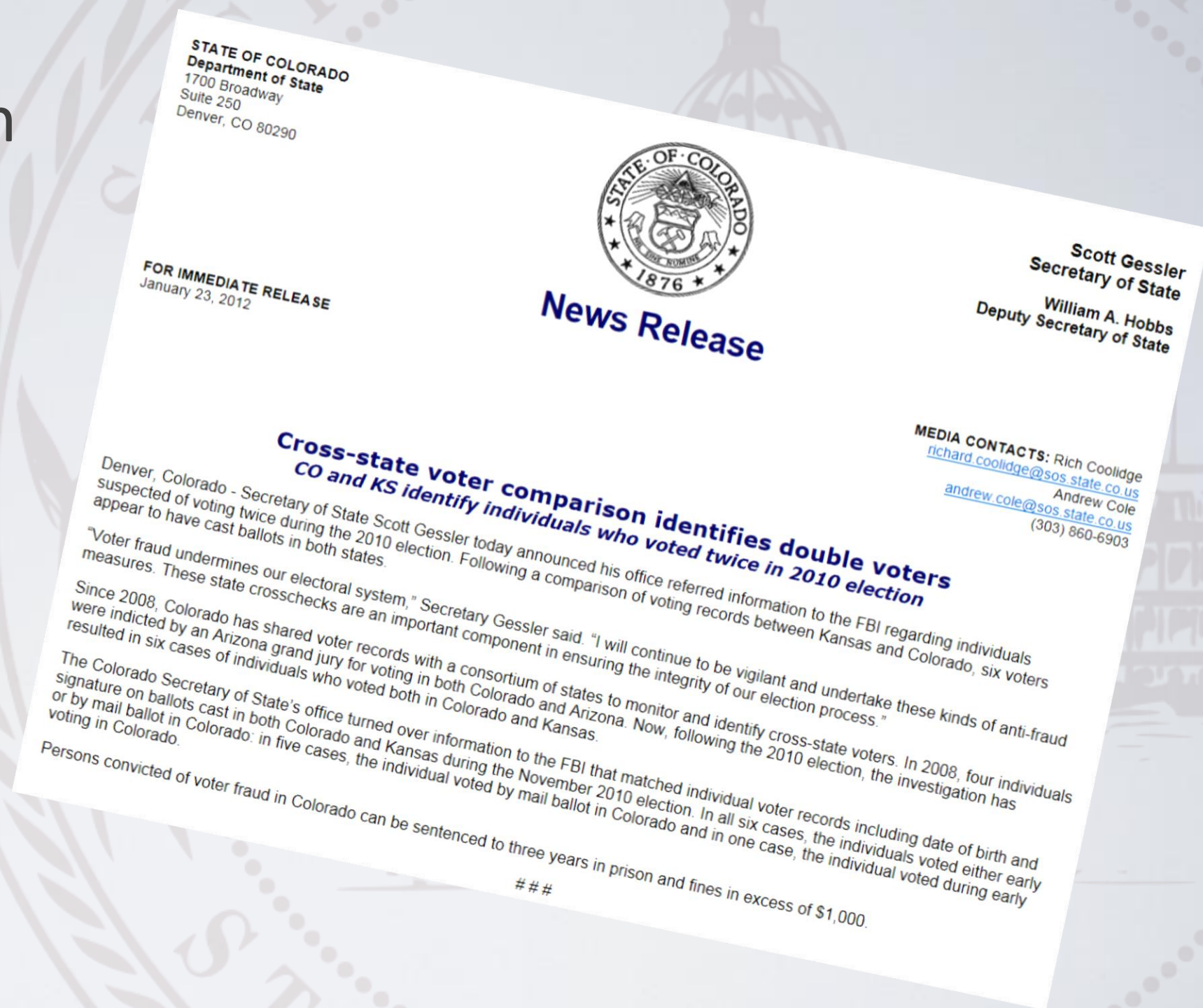
Double Votes from 2008 and 2010 Referred to Prosecution Discovered through Interstate Crosscheck Program

2008	2010
Kansas - Kentucky	Kansas – Arkansas (2)
Kansas - Colorado	Kansas – Colorado (5)
Kansas - Kansas	Kansas – Iowa
	Kansas – Louisiana
	Kansas – Nebraska
	Kansas - Oklahoma



Success in other states - Colorado

- Four individuals indicted for voting in Colorado and Arizona in first year of participation
- Six additional cases of double voting referred to FBI in 2012



What does it cost to participate?

\$0



How Can a State Join the Crosscheck?

1. Chief State Election Official signs the Memorandum of Understanding (MOU)
2. CSEO assigns two staff members:
 - one election administration person
 - one IT person
3. Staff members will:
 - participate in annual conference call and email
 - pull VR data in January
 - receive cross check results and process
 - instruct local elections officials (respond to requests for addresses, signatures on poll books, etc.)



Photo ID and Electronic Poll Books



KANSAS

**DRIVER'S
LICENSE**

USA
KS



SAMPLE

Caron Sample

Caron Sample
DIRECTOR OF VEHICLES, SECRETARY OF REVENUE
Ms. J. J.

3 DOB **11/15/1966**
1 **SAMPLE**
2 **CARON ELIZABETH, SR**
8 **123 NORTH STREET**
APT. 2
TOPEKA, KS 66612-1234

4d LIC. NO. **K12-34-5678**

4a ISS **11/15/2012**
4b EXP **11/15/2016**

9 DL CLASS **A**
CDL CLASS

9a END **NONE**
12 REST **NONE**

5 DD **61234567896**
SC **12345F1615AB**



15 SEX **F**
16 HGT **5'-06"**
17 WGT **140 lb**
18 EYES **BRO**

11151966

ORGAN DONOR ❤️





Kris W. Kobach



Kris W. Kobach