



2024 EAVS Data Brief

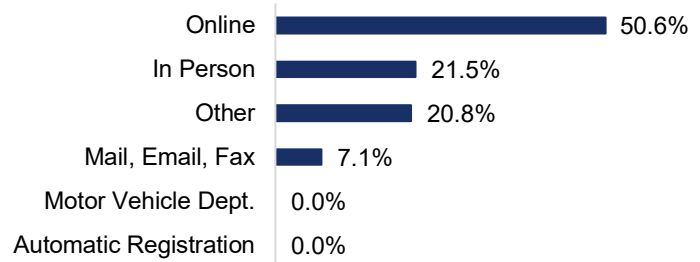
Wisconsin

EAVS Jurisdictions:
1,851

Voter Registration

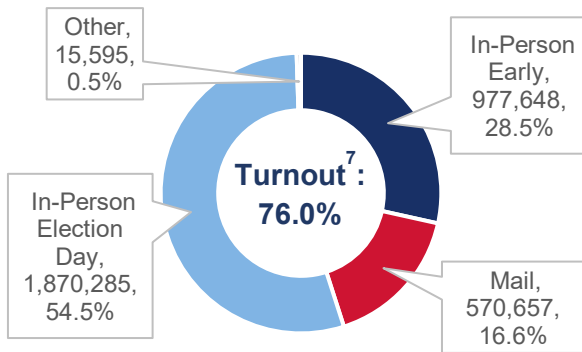
Active Registered Voters as of Nov. 5, 2024¹
3,933,068
 Registration Transactions Received^{2*}
705,403
 Total Confirmation Notices Sent^{3*}
1,265,435
 Voters Removed from Registration Rolls^{4*}
280,746

Source of Registration Transactions⁵



Voting and Turnout

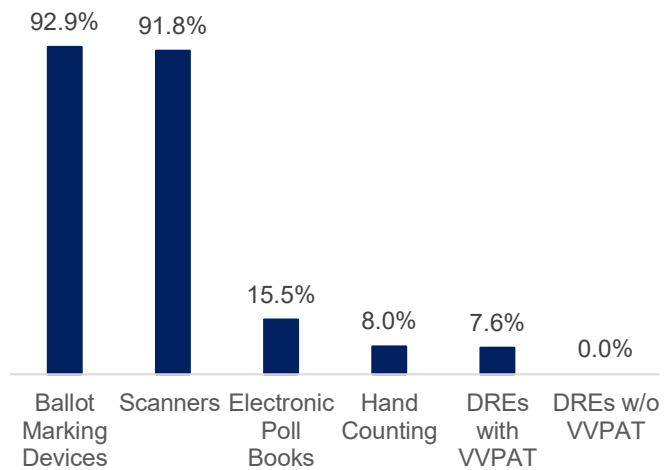
Voters Participating by Mode⁶



Total Voting Locations⁸: **2,696**
 Total Poll Workers⁹: **--**

Election Equipment

Percentage of Jurisdictions Using...¹⁰



Mail Voting

614,367 mail ballots transmitted¹¹
93.6% of transmitted mail ballots returned by voters¹²
99.5% of returned mail ballots counted¹³
 Allowed drop boxes¹⁴
 Allowed mail ballot curing¹⁵

Election Audits¹⁶

✓ Access audit	✓ Logic/accuracy testing
✓ Ballot reconciliation audit	✓ Post-election tabulation audit
-- Compliance audit	-- Risk-limiting audit
✓ Eligibility audit	-- Other audit(s)
-- Legal audit	

Notes

Responses of "Does not apply," "Data not available," and "Valid skip" are shown as zeroes or dashes. Percentages may not sum to 100% because of missing data or rounding.

* Between close of registration for 2022 general election and close of registration for 2024 general election.
¹ A1b of EAVS.
² A3a of EAVS.
³ A10a of EAVS.
⁴ A12a of EAVS.
⁵ A4a-A4n of EAVS. May not sum to 100% because of missing data.
⁶ In-Person Election Day is F1b/F1a. Mail is (F1d+F1g)/F1a. In-Person Early is F1f/F1a. Other is (F1c+F1e+F1h)/F1a.
⁷ F1a of EAVS divided by citizen voting age population.
⁸ D2a of EAVS.
⁹ D7a of EAVS.
¹⁰ F3-F8 of EAVS; number of jurisdictions that responded "Yes" divided by number of jurisdictions in state or territory.
¹¹ C1a of EAVS.
¹² C1b/C1a of EAVS.
¹³ C8a/C1b of EAVS.
¹⁴ Q27 of Policy Survey.
¹⁵ Q28 of Policy Survey.
¹⁶ Q49 of Policy Survey. See survey questionnaire for full definitions of each type of audit.

Visit eac.gov/research-and-data/studies-and-reports for more analysis and to download the 2024 EAVS data and report