

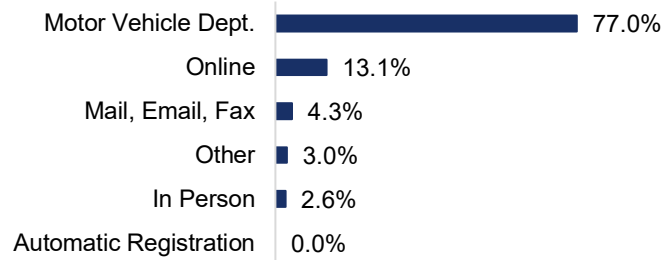


2024 EAVS Data Brief Virginia

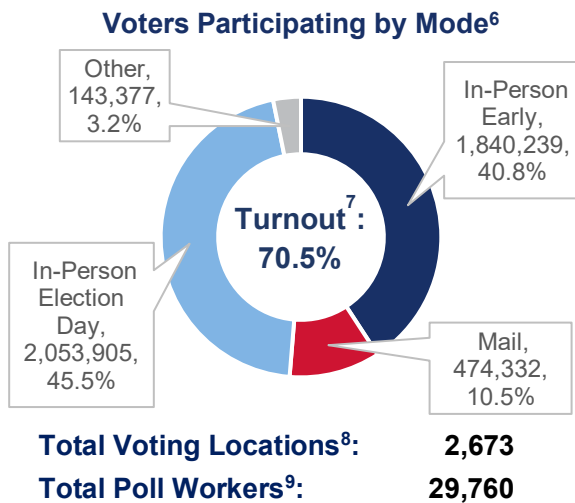
Voter Registration

Active Registered Voters as of Nov. 5, 2024¹
5,898,922
Registration Transactions Received^{2*}
3,232,808
Total Confirmation Notices Sent^{3*}
521,339
Voters Removed from Registration Rolls^{4*}
784,573

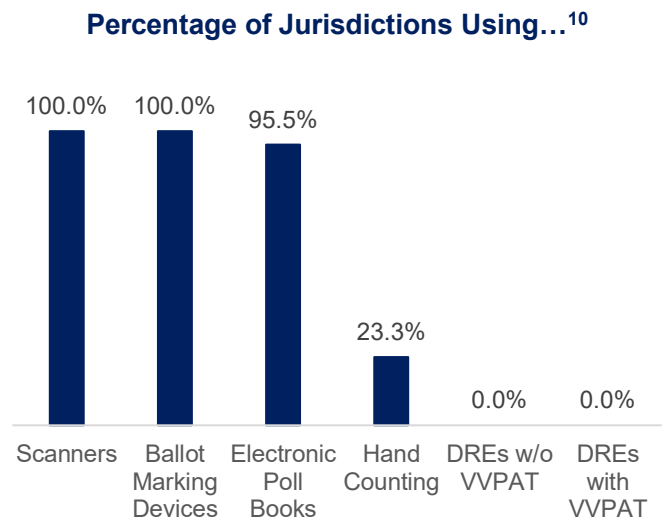
Source of Registration Transactions⁵



Voting and Turnout



Election Equipment



Mail Voting

531,154 mail ballots transmitted¹¹
90.2% of transmitted mail ballots returned by voters¹²
99.0% of returned mail ballots counted¹³
19.7% of mail ballots returned at drop boxes¹⁴
2.5% of mail ballots entered ballot curing process¹⁵

Election Audits¹⁶

--	Access audit	✓	Logic/accuracy testing
--	Ballot reconciliation audit	--	Post-election tabulation audit
--	Compliance audit	✓	Risk-limiting audit
--	Eligibility audit	--	Other audit(s)
--	Legal audit		

Notes

Responses of "Does not apply," "Data not available," and "Valid skip" are shown as zeroes or dashes. Percentages may not sum to 100% because of missing data or rounding.

* Between close of registration for 2022 general election and close of registration for 2024 general election.
¹ A1b of EAVS.
² A3a of EAVS.
³ A10a of EAVS.
⁴ A12a of EAVS.
⁵ A4a-A4n of EAVS. May not sum to 100% because of missing data.
⁶ In-Person Election Day is F1b/F1a. Mail is (F1d+F1g)/F1a. In-Person Early is F1f/F1a. Other is (F1c+F1e+F1h)/F1a.
⁷ F1a of EAVS divided by citizen voting age population.
⁸ D2a of EAVS.
⁹ D7a of EAVS.
¹⁰ F3-F8 of EAVS; number of jurisdictions that responded "Yes" divided by number of jurisdictions in state or territory.
¹¹ C1a of EAVS.
¹² C1b/C1a of EAVS.
¹³ C8a/C1b of EAVS.
¹⁴ C6a/C1b of EAVS.
¹⁵ C7a/C1b of EAVS.
¹⁶ Q49 of Policy Survey. See survey questionnaire for full definitions of each type of audit.