



2024 EAVS Data Brief Nebraska

Voter Registration

Active Registered Voters as of Nov. 5, 2024¹

1,190,813

Registration Transactions Received^{2*}

493,947

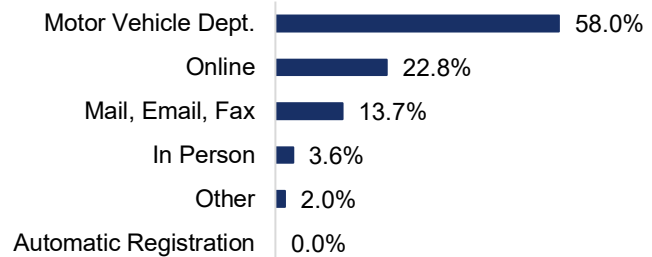
Total Confirmation Notices Sent^{3*}

123,673

Voters Removed from Registration Rolls^{4*}

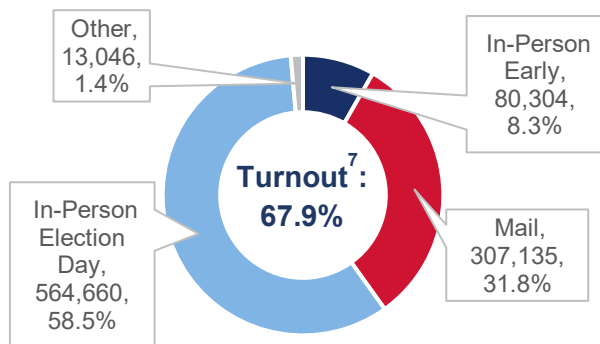
94,640

Source of Registration Transactions⁵



Voting and Turnout

Voters Participating by Mode⁶

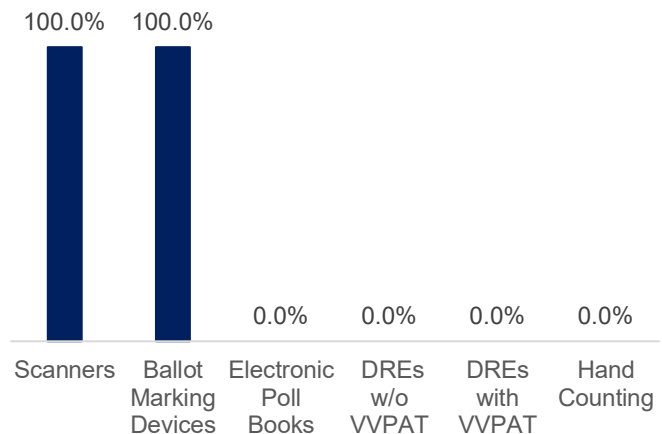


Total Voting Locations⁸: **1,083**

Total Poll Workers⁹: **7,951**

Election Equipment

Percentage of Jurisdictions Using...¹⁰



Mail Voting

323,237 mail ballots transmitted¹¹

95.5% of transmitted mail ballots returned by voters¹²

99.5% of returned mail ballots counted¹³

70.0% of mail ballots returned at drop boxes¹⁴

0.4% of mail ballots entered ballot curing process¹⁵

Election Audits¹⁶

✓ Access audit	✓ Logic/accuracy testing
✓ Ballot reconciliation audit	✓ Post-election tabulation audit
-- Compliance audit	-- Risk-limiting audit
-- Eligibility audit	-- Other audit(s)
-- Legal audit	

Notes

Responses of "Does not apply," "Data not available," and "Valid skip" are shown as zeroes or dashes. Percentages may not sum to 100% because of missing data or rounding.

* Between close of registration for 2022 general election and close of registration for 2024 general election.

¹ A1b of EAVS.

² A3a of EAVS.

³ A10a of EAVS.

⁴ A12a of EAVS.

⁵ A4a-A4n of EAVS. May not sum to 100% because of missing data.

⁶ In-Person Election Day is F1b/F1a. Mail is (F1d+F1g)/F1a. In-Person Early is F1f/F1a. Other is (F1c+F1e+F1h)/F1a.

⁷ F1a of EAVS divided by citizen voting age population.

⁸ D2a of EAVS.

⁹ D7a of EAVS.

¹⁰ F3-F8 of EAVS; number of jurisdictions that responded "Yes" divided by number of jurisdictions in state or territory.

¹¹ C1a of EAVS.

¹² C1b/C1a of EAVS.

¹³ C8a/C1b of EAVS.

¹⁴ C6a/C1b of EAVS.

¹⁵ C7a/C1b of EAVS.

¹⁶ Q49 of Policy Survey. See survey questionnaire for full definitions of each type of audit.