



# 2024 EAVS Data Brief North Carolina

EAVS Jurisdictions:  
**100**

## Voter Registration

Active Registered Voters as of Nov. 5, 2024<sup>1</sup>

**6,986,365**

Registration Transactions Received<sup>2\*</sup>

**3,772,641**

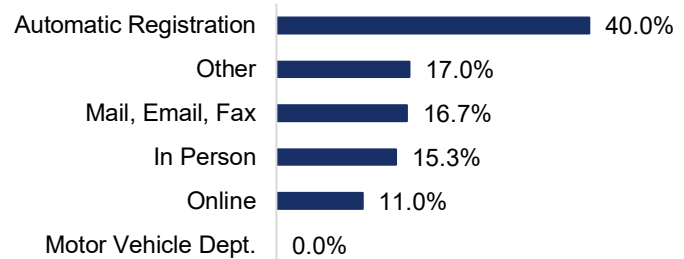
Total Confirmation Notices Sent<sup>3\*</sup>

**707,618**

Voters Removed from Registration Rolls<sup>4\*</sup>

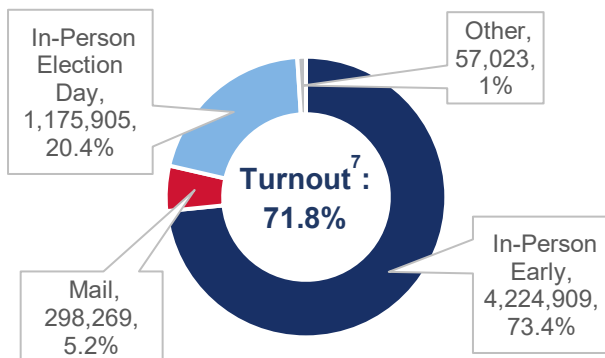
**971,554**

### Source of Registration Transactions<sup>5</sup>



## Voting and Turnout

### Voters Participating by Mode<sup>6</sup>

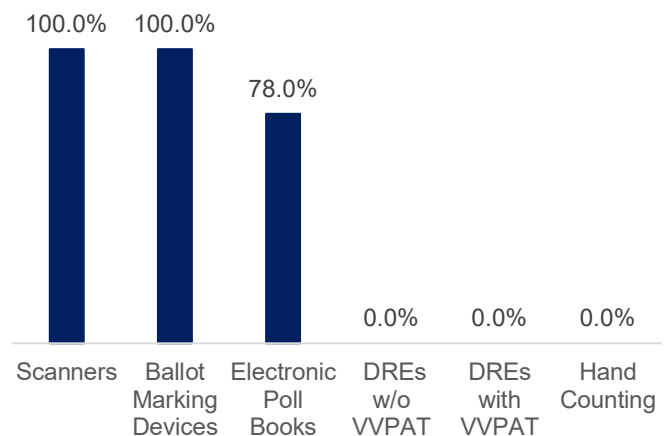


Total Voting Locations<sup>8</sup>: **3,360**

Total Poll Workers<sup>9</sup>: **28,374**

## Election Equipment

### Percentage of Jurisdictions Using...<sup>10</sup>



## Mail Voting

**451,176** mail ballots transmitted<sup>11</sup>

**68.1%** of transmitted mail ballots returned by voters<sup>12</sup>

**97.1%** of returned mail ballots counted<sup>13</sup>

Did not allow drop boxes<sup>14</sup>

**1.8%** of mail ballots entered ballot curing process<sup>15</sup>

## Election Audits<sup>16</sup>

--	Access audit	✓	Logic/accuracy testing
✓	Ballot reconciliation audit	✓	Post-election tabulation audit
--	Compliance audit	--	Risk-limiting audit
✓	Eligibility audit	✓	Other audit(s)
--	Legal audit		

### Notes

Responses of "Does not apply," "Data not available," and "Valid skip" are shown as zeroes or dashes. Percentages may not sum to 100% because of missing data or rounding.

\* Between close of registration for 2022 general election and close of registration for 2024 general election.

<sup>1</sup> A1b of EAVS.

<sup>2</sup> A3a of EAVS.

<sup>3</sup> A10a of EAVS.

<sup>4</sup> A12a of EAVS.

<sup>5</sup> A4a-A4n of EAVS. May not sum to 100% because of missing data.

<sup>6</sup> In-Person Election Day is F1b/F1a. Mail is (F1d+F1g)/F1a. In-Person Early is F1f/F1a. Other is (F1c+F1e+F1h)/F1a.

<sup>7</sup> F1a of EAVS divided by citizen voting age population.

<sup>8</sup> D2a of EAVS.

<sup>9</sup> D7a of EAVS.

<sup>10</sup> F3-F8 of EAVS; number of jurisdictions that responded "Yes" divided by number of jurisdictions in state or territory.

<sup>11</sup> C1a of EAVS.

<sup>12</sup> C1b/C1a of EAVS.

<sup>13</sup> C8a/C1b of EAVS.

<sup>14</sup> Q27 of Policy Survey.

<sup>15</sup> C7a/C1b of EAVS.

<sup>16</sup> Q49 of Policy Survey. See survey questionnaire for full definitions of each type of audit.

Visit [eac.gov/research-and-data/studies-and-reports](https://eac.gov/research-and-data/studies-and-reports) for more analysis and to download the 2024 EAVS data and report