



# 2024 EAVS Data Brief Maryland

## Voter Registration

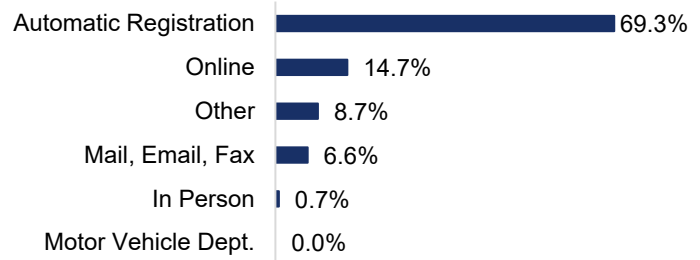
**Active Registered Voters as of Nov. 5, 2024<sup>1</sup>**  
**4,231,112**

**Registration Transactions Received<sup>2\*</sup>**  
**6,491,862**

**Total Confirmation Notices Sent<sup>3\*</sup>**  
**691,613**

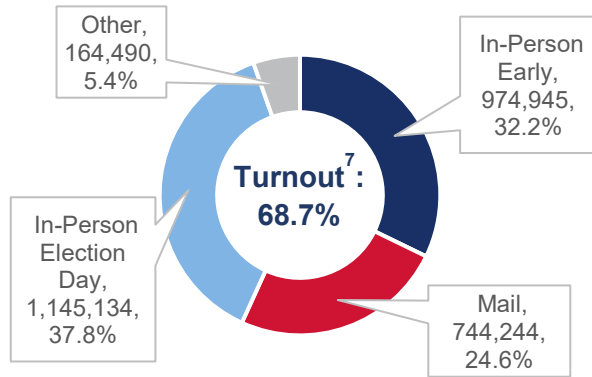
**Voters Removed from Registration Rolls<sup>4\*</sup>**  
**264,617**

### Source of Registration Transactions<sup>5</sup>



## Voting and Turnout

### Voters Participating by Mode<sup>6</sup>

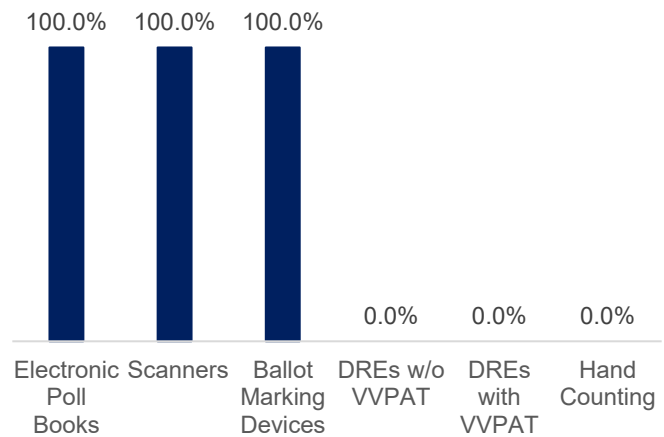


**Total Voting Locations<sup>8</sup>:** **1,991**

**Total Poll Workers<sup>9</sup>:** **22,986**

## Election Equipment

### Percentage of Jurisdictions Using...<sup>10</sup>



## Mail Voting

**878,815** mail ballots transmitted<sup>11</sup>

**85.0%** of transmitted mail ballots returned by voters<sup>12</sup>

**99.6%** of returned mail ballots counted<sup>13</sup>

**48.6%** of mail ballots returned at drop boxes<sup>14</sup>

**0.2%** of mail ballots entered ballot curing process<sup>15</sup>

## Election Audits<sup>16</sup>

✓ Access audit	✓ Logic/accuracy testing
✓ Ballot reconciliation audit	✓ Post-election tabulation audit
✓ Compliance audit	-- Risk-limiting audit
-- Eligibility audit	-- Other audit(s)
-- Legal audit	

### Notes

Responses of "Does not apply," "Data not available," and "Valid skip" are shown as zeroes or dashes. Percentages may not sum to 100% because of missing data or rounding.

\* Between close of registration for 2022 general election and close of registration for 2024 general election.

<sup>1</sup> A1b of EAVS.  
<sup>2</sup> A3a of EAVS.  
<sup>3</sup> A10a of EAVS.  
<sup>4</sup> A12a of EAVS.  
<sup>5</sup> A4a-A4n of EAVS. May not sum to 100% because of missing data.  
<sup>6</sup> In-Person Election Day is F1b/F1a. Mail is (F1d+F1g)/F1a. In-Person Early is F1f/F1a. Other is (F1c+F1e+F1h)/F1a.  
<sup>7</sup> F1a of EAVS divided by citizen voting age population.

<sup>8</sup> D2a of EAVS.  
<sup>9</sup> D7a of EAVS.  
<sup>10</sup> F3-F8 of EAVS; number of jurisdictions that responded "Yes" divided by number of jurisdictions in state or territory.  
<sup>11</sup> C1a of EAVS.  
<sup>12</sup> C1b/C1a of EAVS.  
<sup>13</sup> C8a/C1b of EAVS.  
<sup>14</sup> C6a/C1b of EAVS.  
<sup>15</sup> C7a/C1b of EAVS.  
<sup>16</sup> Q49 of Policy Survey. See survey questionnaire for full definitions of each type of audit.