



2024 EAVS Data Brief Alaska

Voter Registration

Active Registered Voters as of Nov. 5, 2024¹

565,242

Registration Transactions Received^{2*}

1,023,321

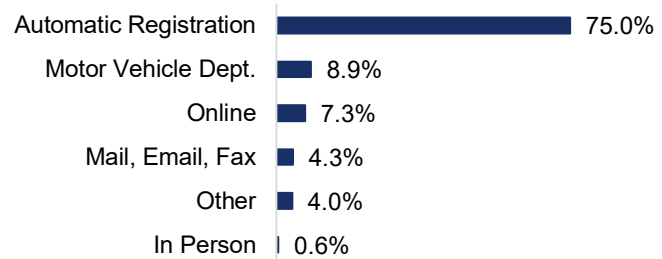
Total Confirmation Notices Sent^{3*}

101,382

Voters Removed from Registration Rolls^{4*}

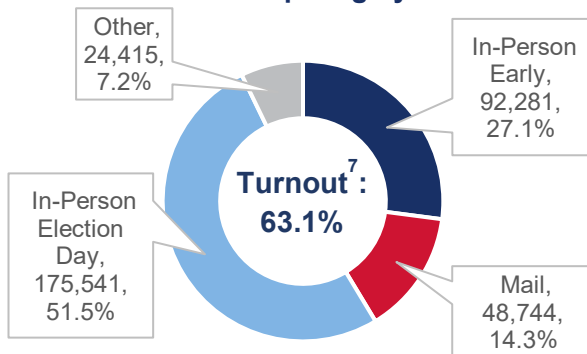
48,917

Source of Registration Transactions⁵



Voting and Turnout

Voters Participating by Mode⁶

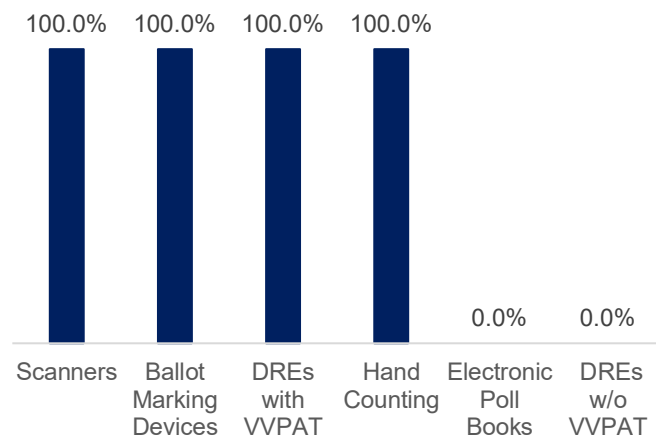


Total Voting Locations⁸: **524**

Total Poll Workers⁹: **2,979**

Election Equipment

Percentage of Jurisdictions Using...¹⁰



Mail Voting

60,695 mail ballots transmitted¹¹

81.7% of transmitted mail ballots returned by voters¹²

98.2% of returned mail ballots counted¹³

Allowed drop boxes¹⁴

Did not allow mail ballot curing¹⁵

Election Audits¹⁶

--	Access audit	✓	Logic/accuracy testing
✓	Ballot reconciliation audit	✓	Post-election tabulation audit
--	Compliance audit	--	Risk-limiting audit
--	Eligibility audit	--	Other audit(s)
--	Legal audit		

Notes

Responses of "Does not apply," "Data not available," and "Valid skip" are shown as zeroes or dashes. Percentages may not sum to 100% because of missing data or rounding.

* Between close of registration for 2022 general election and close of registration for 2024 general election.

¹ A1b of EAVS.

² A3a of EAVS.

³ A10a of EAVS.

⁴ A12a of EAVS.

⁵ A4a-A4n of EAVS. May not sum to 100% because of missing data.

⁶ In-Person Election Day is F1b/F1a. Mail is (F1d+F1g)/F1a. In-Person Early is F1f/F1a. Other is (F1c+F1e+F1h)/F1a.

⁷ F1a of EAVS divided by citizen voting age population.

⁸ D2a of EAVS.

⁹ D7a of EAVS.

¹⁰ F3-F8 of EAVS; number of jurisdictions that responded "Yes" divided by number of jurisdictions in state or territory.

¹¹ C1a of EAVS.

¹² C1b/C1a of EAVS.

¹³ C8a/C1b of EAVS.

¹⁴ Q27 of Policy Survey.

¹⁵ Q28 of Policy Survey.

¹⁶ Q49 of Policy Survey. See survey questionnaire for full definitions of each type of audit.

Visit eac.gov/research-and-data/studies-and-reports for more analysis and to download the 2024 EAVS data and report