


Update Your Registration


- Ensure your **name, address, and signature** are up to date.
- If you have difficulty signing your name, you may **register using a mark**.
- Voter Registration closes 29 days before Election Day.
- Late forms processed after the election unless postmarked by deadline.
- Same-day registration is not available in Indiana.

 **Caution:** Signatures can change over time. Your signature or mark is very important to the absentee ballot process. Please update it as needed.



Early Voting

- No reason needed to vote early
- Proof of ID required
- 11 convenient and accessible locations
- Opens 28 days before Election Day
- Early voting ends at noon the day before Election Day
- Evening hours: Thursdays until 7 pm
- Open the two Saturdays before Election Day

 **Tip:** Early voting sites are usually less busy. Avoid long Election Day lines!

IF YOU MISS THE DEADLINE OR DO NOT QUALIFY FOR THESE OPTIONS, VOTING IN PERSON ON ELECTION DAY IS YOUR LAST CHANCE TO MAKE YOUR VOICE HEARD. MAKE A PLAN TO VOTE!

www.indianavoters.com

- Update your registration
- Check voting status
- Apply for absentee voting
- See your polling location
- See who is on the ballot
- See election results



Lake County Board of Elections & Registration

2293 N Main St Suite A205
Crown Point IN 46307
219.755.3795 / 219.755.3801 fax
lcabsenteevoting@lakecountyin.org



Scan for locations, times & applications



ABSENTEE VOTING 101

MAKE A PLAN TO VOTE

- Voting is a cornerstone of our democracy, and **every vote matters**.
- **Absentee and early voting** make it easier to vote, but the process can be confusing.

This guide explains your voting options in Lake County and walks you through each step, helping you avoid common mistakes so your vote is counted.

YOUR VOTE IS YOUR VOICE!




Quick Voting Checklist

1. Update your registration and keep your signature current and consistent
2. Bring a photo ID when voting early or on Election Day
3. Apply early for an Absentee Ballot *Include a phone number or email on your application!!*
4. Apply for Travel Board if you are confined, caring for someone confined, or have difficulty signing your name
5. Know and track all deadlines

Apply and Qualify for Travel Board

The Travel Board is an option for **eligible voters to have a bipartisan team bring a voting machine to them** and assist them in completing their ballot during the 19 day period before an election.

- For voters confined due to illness or injury or those caring for confined
- An application is required - **apply early!**
- A voter who is physically unable to sign their name and is unable to travel to their polling location or early voting site, must use Travel Board.

 **Tip: If voter selects disability as reason, voter may receive assistance completing & signing the application**

★★★★★ ★★★★★ ★★★★★


Voters with Print Disabilities (VPD)

A voter who cannot independently mark a paper ballot due to blindness, low vision, or a physical disability that affects manual dexterity may request an absentee ballot using the **ABS-VPD** form. This lets them:

- Register or update registration
- Apply once and get all ballots sent to you automatically for one year.

Voters will access OmniBallot, a secure online ballot marking tool and may electronically sign the ABS-25 affidavit.

- **Internet and email access required**
- ABS-VPD application must be received **12 days before Election Day**


 **Tip: Must meet the legal definition of a voter with a print disability.**


Apply and Qualify for Absentee Ballot

Absentee Ballot Application (ABS-mail)

A completed application includes:


- Name and address
- Driver's license/State ID number or last 4 numbers of SSN
- Reason (12 reasons to qualify)
- Party (if it is a Primary election)
- Signature and date


 **Tip: Include phone/email and date of birth to help resolve issues quickly.**

 **Caution:** You may receive help signing the application, but **only the voter may sign the ballot.** The signatures must match for the ballot to be accepted. *Do not use this option if you cannot sign the ballot yourself.*

Absentee Ballots

Apply early! Approved absentee ballot applications allow ballots to be mailed starting up to 45 days before the election.

- The voter must **SIGN** and **DATE** the ballot envelope.
- Your ballot must be received by 6pm on Election Day. Mail it ASAP. We have no control over the mail. 
- Your **ballot signature must conform to the signature on your application.**
- If the ballot is **unsigned** or signature is **mismatched**, the ballot becomes **provisional.***

 **Caution:** Ballots missing a valid signature **DATE** must be rejected.

New!

What is an Absentee **Provisional Ballot***

If a voter fails to sign the ballot or the signature is a mismatch, the ballot will become provisional.



How Your Signature is Verified


When your absentee ballot arrives at our office, a bipartisan team checks the signature against the one we have on file.

- **If it matches:** Your ballot is held in the secure ballot room until Election Day.
- **If it is doesn't:** Your ballot becomes provisional, and you will receive an **ABS-18 affidavit** which gives you one last chance to confirm the signature is yours so your vote may still be counted.

A second bipartisan review happens on Election Day. If a signature is considered mismatched, the ABS-18 is mailed the next day.

You have **only 8 days after Election Day** to return the ABS-18, so **keeping your signature updated** is the best way to avoid delays and ensure your ballot counts.

- Affidavits may be returned by mail, email, fax, or in person.
- **There is NO cure process for a ballot missing a date.**

 **Tip: Providing a phone number and/or email ensures quick contact if curing is needed.**