



Supervisor of Elections



Craig Latimer
Supervisor of Elections

Our Vision: To be the best place in America to vote

GOVERNOR'S STERLING AWARD RECIPIENT

CLERK'S ELECTION DASHBOARD SUPPORTING MATERIALS

Category: Innovations or New Practices in Election Administration

2025 EAC Clearinghouse Awards

CLERK'S ELECTION DASHBOARD

Core Development Objectives

- ★ **Centralized Information Access:** Provide Clerks with a single, unified platform to access critical information and resources.
- ★ **Enhanced Communication:** Streamline communication and status updates between polling facilities and the elections office to improve operational efficiency.
- ★ **Tailored Functionality:** Incorporate customized digital workflows and tools that align with the unique needs and processes of election management.
- ★ **Real-Time Updates:** Improve the accuracy and reliability of shared information through real-time updates, minimizing the potential for errors.
- ★ **Technology-Driven Efficiency:** Leverage emerging technology to create a smoother and more efficient experience for Clerks during their assignments.
- ★ **Transition from Paper-Based Resources:** Replace printed materials and outdated paper checklists with a modern, digital system to ensure up-to-date and accessible resources.








Application Functionality

- 1. Real-Time Status Updates:** The application allows Clerks to provide real-time updates on location status and wait times, enabling the elections office to respond promptly to potential issues.
- 2. Election Board Roster Management:** Clerks can manage staff sign-ins through a synced roster, ensuring accurate and up-to-date records of assigned poll workers.
- 3. Poll Watcher Check-In:** The dashboard features a streamlined interface for checking in poll watchers by designee, simplifying the verification process against the approved list.
- 4. Electronic Forms and Checklists:** Clerks can complete and submit forms and checklists electronically, minimizing the use of paper and improving data accuracy and efficiency.
- 5. Polling Place Information:** The application provides details about polling locations, including facility information, key contacts, precinct assignments, and regional details relevant to the Clerk's specific location.
- 6. Digital Resource Library:** A comprehensive digital library offers quick access to reference guides, scripts, and other essential resources, equipping poll workers and election staff with the information they need in real time.

MEASURING SUCCESS

By addressing pain points in the Clerk's workflow, the dashboard has empowered Clerks to focus on their core responsibilities and provided the elections office with better tools to monitor and support election processes. The Clerk's Election Dashboard has demonstrated many benefits, including the following:

	<p>Improved accuracy, transparency, and timeliness of location status</p> <p>By 8:00pm Monday, we had confirmed with Clerks that all 239 Election Day polling places were set up correctly and ready for Tuesday's voters. This used to take until at least 9:30pm.</p>
	<p>Simplified roster management and poll watcher check-in processes</p> <p>Our poll workers were able to sign-in electronically to the new dashboard, and the data was transmitted in real time to our Election Phonebank, eliminating the need for Clerks to inform us of workers who failed to report.</p>
	<p>Reduced data entry mistakes and form completion errors</p> <p>By completing forms digitally, Clerks received instant guided feedback to ensure that the information they entered into each form field was accurate and that each form was filled out completely.</p>
	<p>Streamlined operations</p> <p>Implementing the dashboard allowed us to track wait times in real time and gain insights into what may be contributing to delays so that we could provide recommendations for process improvement.</p>
	<p>Improved access to resources</p> <p>The dashboard allowed us to update and add new resources at any time – such as job aids and checklists that Clerks could use during their work assignment. This ensured that all Clerks had the same up-to-date resources.</p>

Included below are ratings 84 Clerks provided after completing training on the Clerk's Election Dashboard and piloting the device during their work assignments.

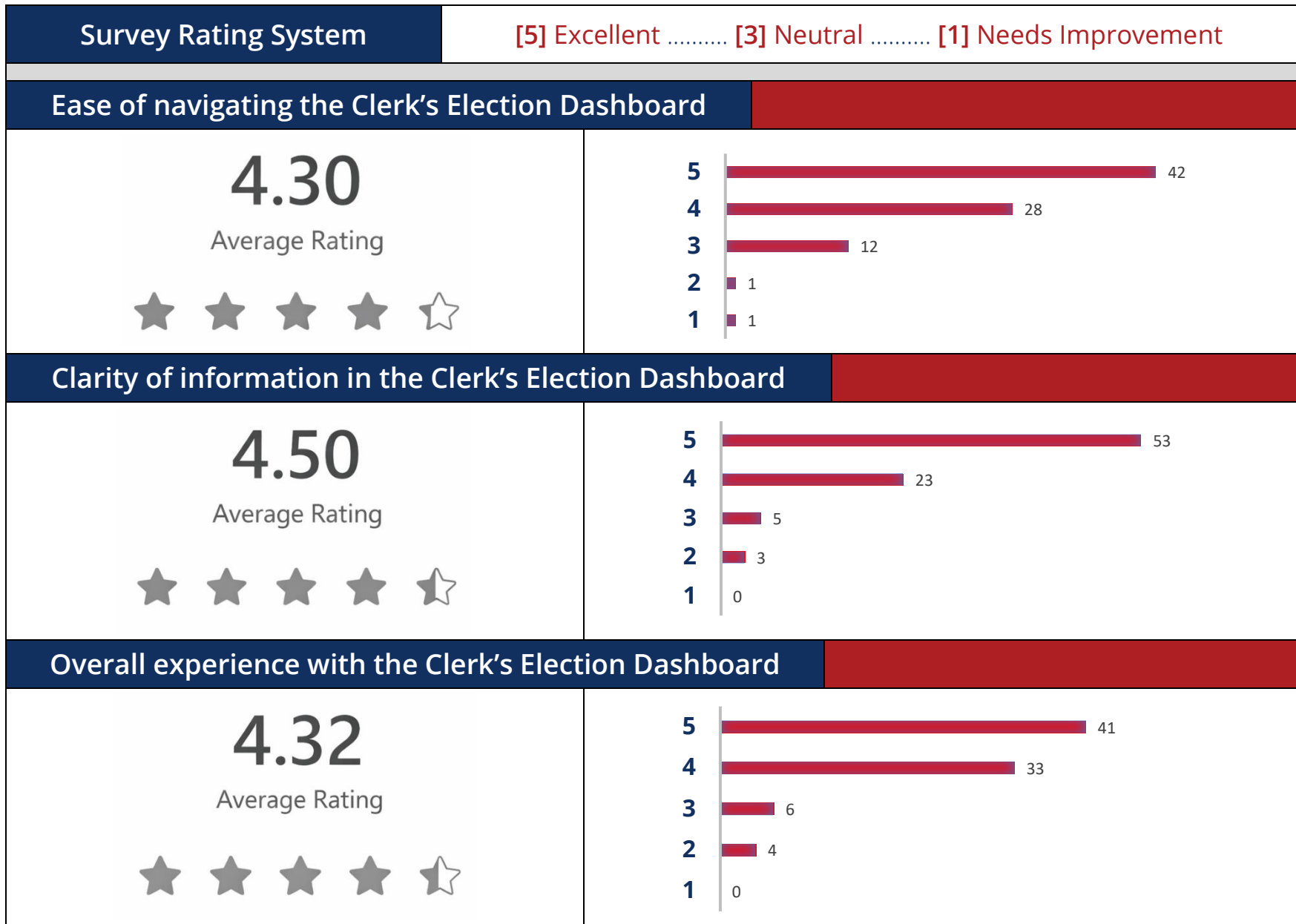
" Truly a revolutionary improvement in enabling Clerk process execution of tasks. " – Eric R.

" This is great - each voting cycle you provide better training and equipment that enhances the ability to better serve the voters and move faster to be more effective. " – Reva I.

" Excellent and intuitive interface. A welcomed process iteration. " – Jordan W.

" Very easy to use, and will simplify the process while keeping the fidelity of the election. " – Girlene B.

" This was amazing. The changes are so much easier and much clearer. Thank you for your hard work in making our jobs easier. " – Brenda M.



APPLICATION IMAGES

Poll worker information has been either redacted or replaced in supporting documents

APPLICATION IMAGES

Poll worker information has been either redacted or replaced in supporting document.

Clerk's Election Dashboard Overview Video

This 20-minute overview video of the Clerk's Election Dashboard was provided as part of the online training for Clerks. After completing the online training, Clerks scheduled an hour-long, in-person, hands-on training session to practice using the dashboard and familiarize themselves with its features.




vimeo.com/1008089767/42b47a6644



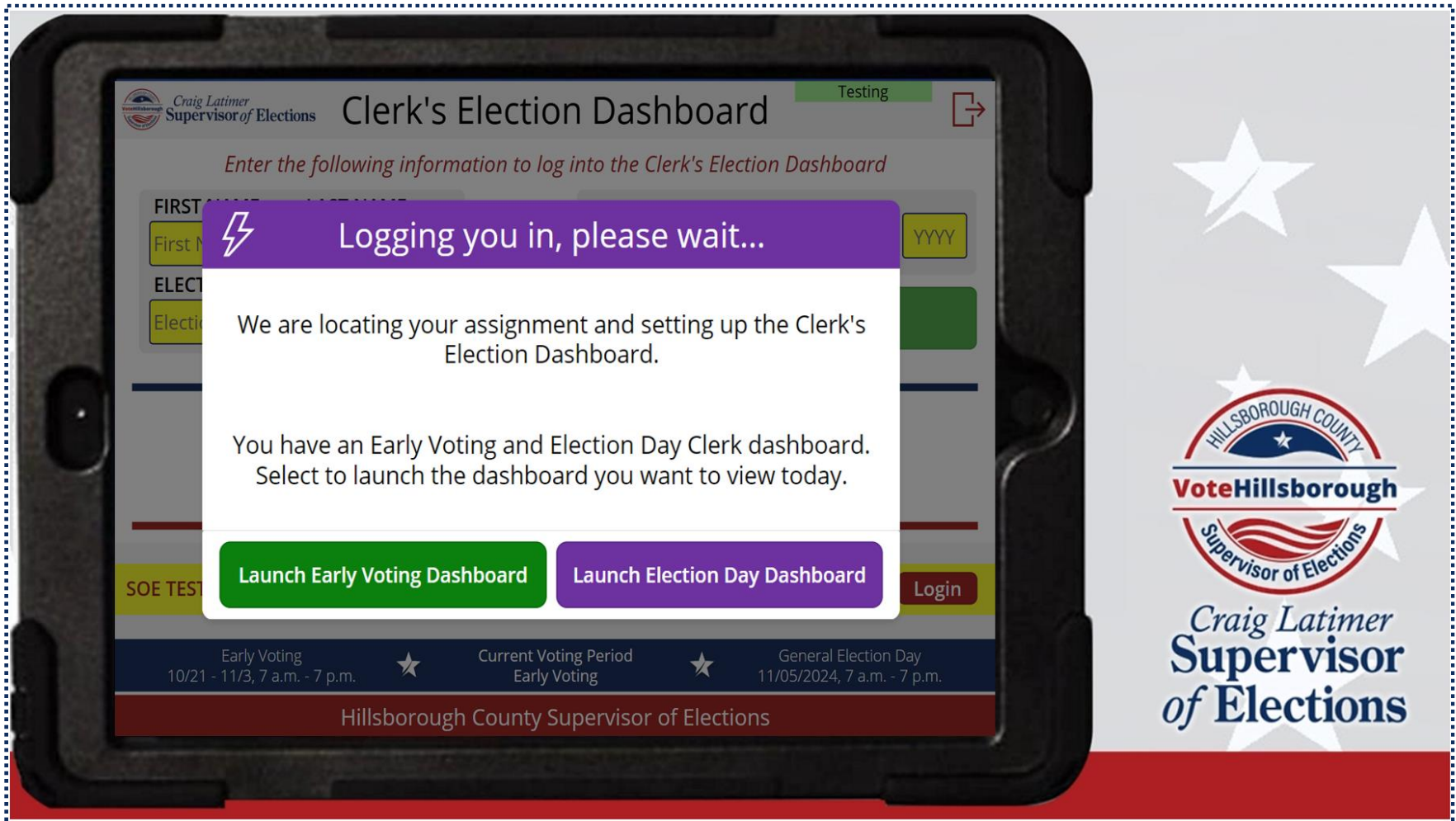
HANDS-ON TRAINING FOR THE CLERK'S ELECTION DASHBOARD

During the in-person training session, Clerks participated in an independent training lab designed as an interactive scavenger hunt. Activities included completing tasks and forms that mirrored those they would encounter during their upcoming assignments. Clerks were also tasked with locating specific information and resources within the dashboard, ensuring they gained practical experience and confidence in using the system.



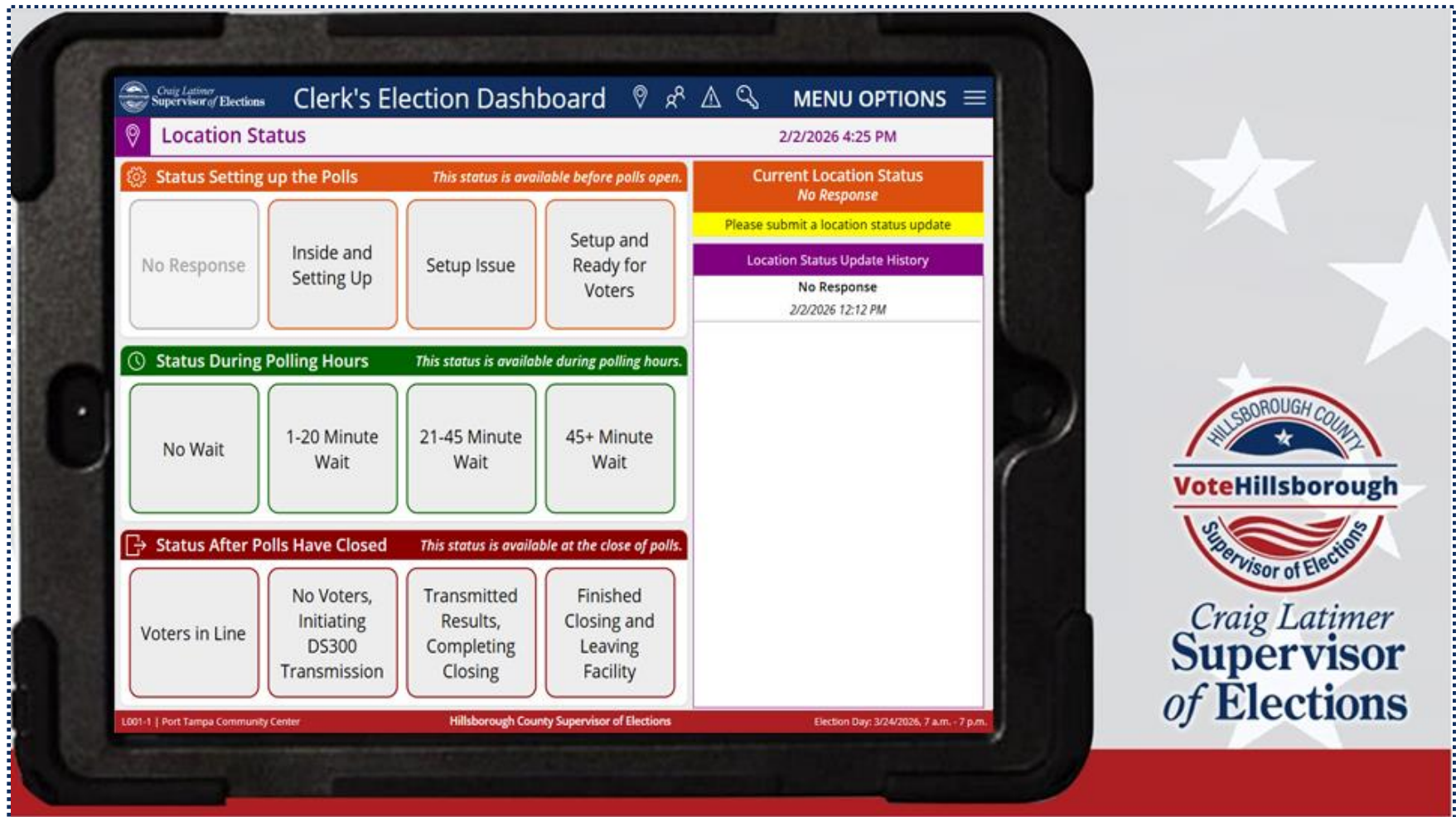
Application Images – Poll worker information has been either redacted or replaced in supporting document.

After logging in, Clerks are presented with an option to select the dashboard specific to their current work assignment.
(If they are assigned for Early Voting and Election Day, they will see both options available to select)



Application Images – Poll worker information has been either redacted or replaced in supporting document.

The **Location Status** page of the application allows Clerks to submit real-time status updates. Additionally, whenever a wait time is indicated, the application instructs the Clerks to input where delays are forming. The information is shared with the elections office and ideas are provided within the application for ways to improve wait times.



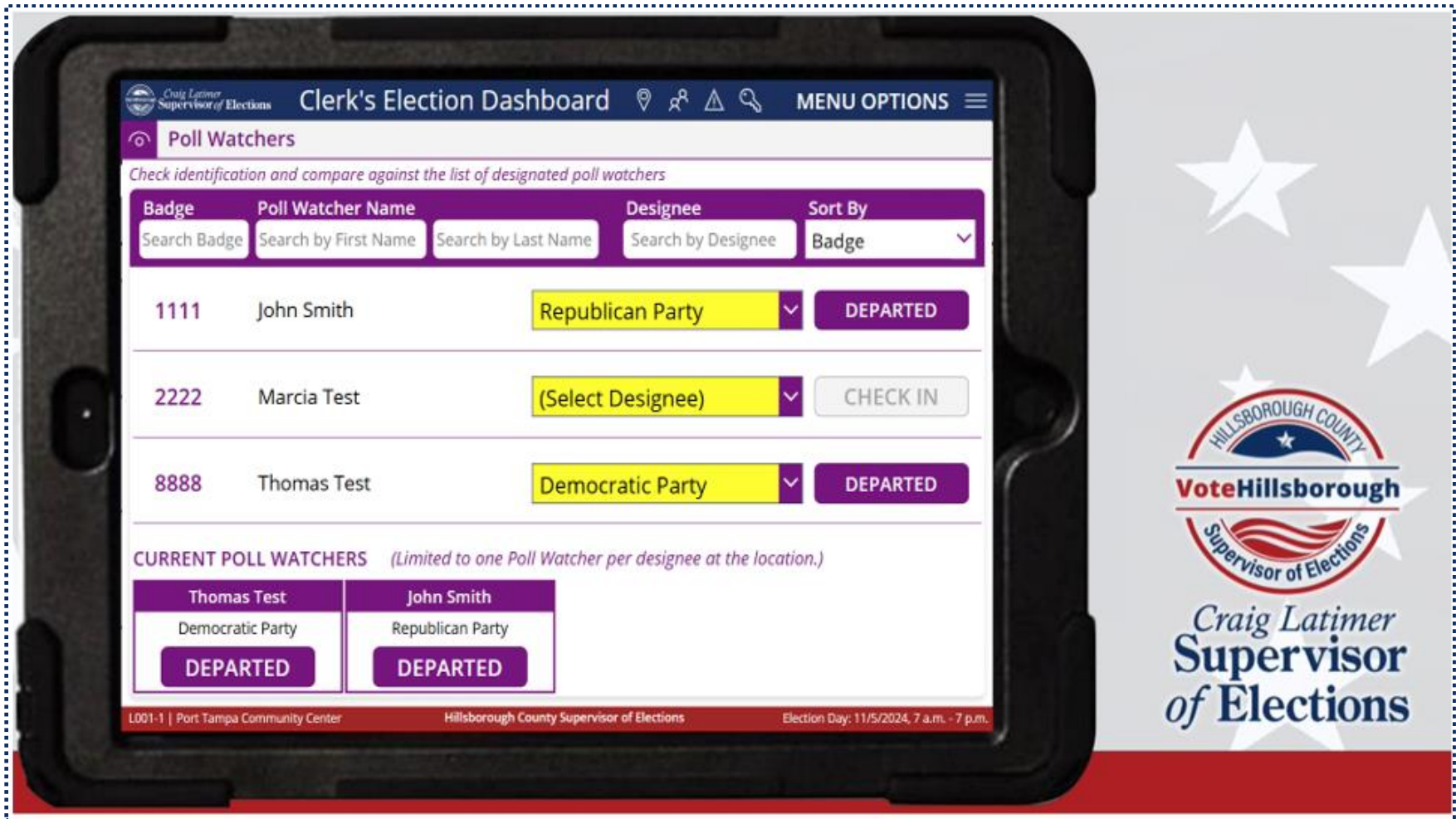
Application Images – Poll worker information has been either redacted or replaced in supporting document.

The **Staff Roster** page of the application allows poll workers to clock in and out for their work assignment. In the live version of the application, photos are displayed of each of the workers in the roster and workers are required to sign their timesheet upon clocking in and out.



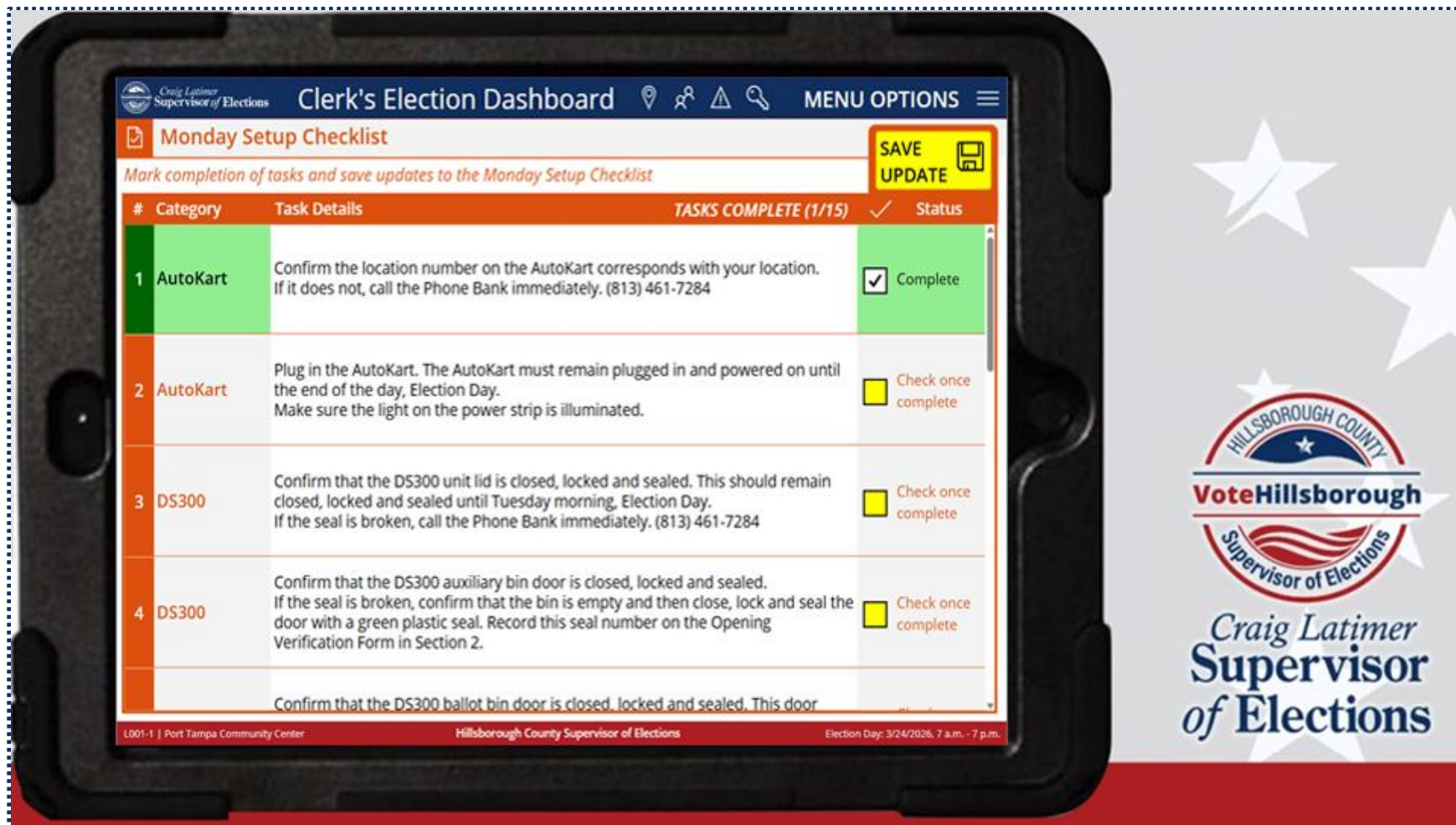
Application Images – Poll worker information has been either redacted or replaced in supporting document.

The **Poll Watcher check-in page** of the application allows Clerks to quickly navigate the approved list of poll watchers, check their identification, and check them in to their location.



Application Images – Poll worker information has been either redacted or replaced in supporting document.

This is an example of one of the **Checklist pages** in the application. Clerks can select each of the items to indicate completion, and return to this page to complete the checklist at any time.



Application Images – Poll worker information has been either redacted or replaced in supporting document.

This is an example of one of the **Form pages** in the application. Within this page, Clerks can verify items were received by changing dropdown selections and they can attach photos of their setup for review. Once all actions are complete the tab indicates completion of the section.



Application Images – Poll worker information has been either redacted or replaced in supporting document.

The **Polling Place Information** page of the application provides important information and contacts pertaining to a Clerk's specific facility.

Clerk's Election Dashboard

Polling Place Information

L001-1 | Training Place Name

ASSIGNED REGIONAL TECHNICIAN

Drop Site Traffic Flow Diagram

Regional Technicians are available to provide supplies and support, as needed.

# Region	22
LID and Precincts	L001-1 101,103
Facility Name	Training Facility Name
Facility Address	Training Facility Address
Facility Contact	Contact Name
Contact Cell	123-456-7890
Contact Phone	123-456-7890

L001-1 | Port Tampa Community Center

Hillsborough County Supervisor of Elections

Election Day: 11/5/2024, 7 a.m. - 7 p.m.

HILLSBOROUGH COUNTY
VoteHillsborough
Supervisor of Elections

Craig Latimer
Supervisor of Elections

Application Images – Poll worker information has been either redacted or replaced in supporting document.

This is an example of the **Digital Resource Library** containing quick reference guides and other job aids. Selecting into any of these items opens the PDF version of each of the files for review in the application. Items can be added or updated at any point remotely.

