

Pocket Guide for [State] Voters

[County Board of Elections]

[General Election 20XX]

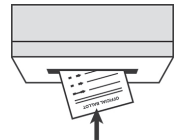


[Franklin] county
[vote.state.gov/register]
[(555) 555-5555]
TTY 555

Ways to Vote

In person before Election Day

You can vote early during the early voting period, from [Month day – Month day]. Learn more at [Jurisdiction Website]. Find early voting locations at [URL to vote location lookup]



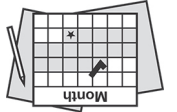
By mail

Request an [absentee/mail] ballot by [deadline: month, day, year and time] at [Jurisdiction Website]. Return it by [date and time] by mail, deliver it to the elections office or your voting location on [Election date and deadline time].



At the polls on Election Day

Polls are open on Election Day, [Month day, 6:00 a.m. – 7:00 p.m.]. Find your assigned voting location/nearest voting location



- Online at [Jurisdiction Website]
- By calling the election office at [Jurisdiction Phone Number]

Deadlines

[Month day]



Register to vote, or update your address. If you move, your polling place will change. Be sure to update your voter registration address every time you move.

[Month day]

Request that an absentee ballot be mailed to you.

[Month day] by [time]

Return your [mail/absentee] ballot to your local voter registration office.

[Month day]

Election Day – polls open [6:00 a.m. to 7:00 p.m.]

Find out more at countyelections.org or (555) 555-5555 or TTY 555.



▼ Lift page for more information inside

Voter Rights

You cannot be denied the right to vote if you are legally qualified to do so.

You have the right to

- Vote if you have been registered at your current address at least 22 days before Election Day
- Ask any election officer for help
- Be shown how to mark and cast your ballot
- Ask for a new ballot if you want to change your vote before you cast it
- Cast a provisional ballot if you have no photo ID with you or if your name doesn't appear on the voter list and you believe it should
- Bring your small child into the voting booth
- Vote if you are in line by 7:00 p.m. when the polls close

Still have questions?

Contact [county election office] for more information at [contact information]

What forms of ID can I use when voting?

[State] requires you to bring one of the following forms of active ID with you to vote:

- [List valid forms of ID accepted and other documentation or information required of voters to vote]
- [List item 2]
- [List item 3]

For more information on voter ID requirements visit [URL to view voter ID requirements]

What to expect at polls

When you arrive, election officers will be there to help you.

Check-in

Say or write your name and address.
Show your acceptable photo ID.



Get your ballot



Check your ballot

Does it include all contests for your district?




Go to the voting booth and vote your ballot


If you are not on the voter list, or if you didn't bring a photo ID, an election officer will direct you to vote provisionally.

How to mark a ballot

To vote on a paper ballot




Make your selection by filling in the oval next to your choice(s).




When you're done, scan your ballot.

To vote on a touchscreen



Make your selections on the screen.



Check your votes before you cast your ballot

Accessible Voting

Before Election Day

Voters with a disability or illness can vote with an absentee ballot by mail or in person before Election Day. Go to countyelections.org to learn more and request your absentee ballot.

On Election Day



There are accessible voting systems at each polling place.

If you are 65 or older, or if you have a physical disability, you can vote from your vehicle at the polling place on Election Day. Remember to bring a helper with you who can go in to request your curbside assistance.

Get help reading or writing from an election officer or your own helper.

Design notes

Delete this section when you finalize your design

- This template is meant to be printed double-sided, flipped on the long edge on lettersize paper and folded in quarters to create a pocket guide (see guide below).
- Replace the seal with your own county or state seal
- Be sure to update the design with your own county's name and relevant dates
- Change or switch out terms that your jurisdiction uses (for example, absentee voting instead vote by mail voting)
- If your county's website link does not fit the provided spaces, work with your IT team to create a shortened or vanity URL that is simple and easy to remember.
 - E.g., vote.state.gov/register or govote.state.gov
- You can change the colors to better match your organization's branding. If you do so, be sure there's enough color contrast to make it accessible.
- This template uses the Noto Sans font family available through [Google Fonts](https://fonts.google.com/specimen/Noto+Sans). Noto Sans is a legible font with robust language support. If you cannot use Noto Sans, you can use a sans serif font like Calibri.
- Export the file as a PDF to get printed professionally.

Instructions for folding

