




7800 Highway 20 West
Huntsville, Alabama 35806
Phone (256) 837-4411
Fax (256) 721-0144
www.wylelabs.com


Job No. T71120.01
Test Plan No. T71120.01-01
August 08, 2013

CERTIFICATION TEST PLAN

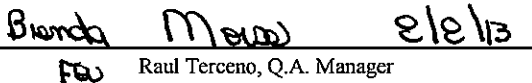
Prepared for:

| | |
|-----------------------------|---|
| Manufacturer Name | Dominion Voting Systems, Inc. |
| Manufacturer System | Democracy Suite Version 4.14-A |
| EAC Application No. | DVS1301 |
| Manufacturer Address | 215 Spadina Avenue, Suite 200 Toronto, Ontario, Canada |


Jon Stevenson, Test Plan Preparer


Frank Padilla, Voting Systems Manager


Robert D. Hardy, Department Manager


Raul Terceno, Q.A. Manager



NVLAP LAB CODE 20071-0

COPYRIGHT BY WYLE. THE RIGHT TO REPRODUCE, COPY, EXHIBIT, OR OTHERWISE UTILIZE ANY OF THE MATERIAL CONTAINED HEREIN WITHOUT THE EXPRESS PRIOR PERMISSION OF WYLE IS PROHIBITED. THE ACCEPTANCE OF A PURCHASE ORDER IN CONNECTION WITH THE MATERIAL CONTAINED HEREIN SHALL BE EQUIVALENT TO EXPRESS PRIOR PERMISSION. WYLE SHALL HAVE NO LIABILITY FOR DAMAGES OF ANY KIND TO PERSON OR PROPERTY, INCLUDING SPECIAL CONSEQUENTIAL DAMAGES, RESULTING FROM WYLE'S PROVIDING THE SERVICES COVERED BY THIS REPORT.



EAC Lab Code 0304



| | |
|-------------------|------------------------|
| REPORT NO. | Test Plan T71120.01-01 |
| DATE | August 8, 2013 |
| | |

| REV | DATE | PAGE OR PARAGRAPH AFFECTED | DESCRIPTION OF CHANGES |
|-----|--------|----------------------------|------------------------|
| --- | 8-8-13 | Entire Document | Original Release |
| | | | |
| | | | |
| | | | |
| | | | |
| | | | |
| | | | |
| | | | |
| | | | |
| | | | |
| | | | |
| | | | |
| | | | |
| | | | |
| | | | |
| | | | |
| | | | |
| | | | |
| | | | |

TABLE OF CONTENTS

| | | |
|------------|--|-----------|
| 1.0 | INTRODUCTION..... | 1 |
| 1.1 | Scope..... | 1 |
| 1.2 | References..... | 1 |
| 1.3 | Terms and Abbreviations..... | 2 |
| 1.4 | Testing Responsibilities..... | 3 |
| | 1.4.1 Test Case Development..... | 3 |
| | 1.4.2 Test Procedure Development and Validation..... | 3 |
| | 1.4.3 Third-Party Testing..... | 4 |
| 1.5 | Target of Evaluation Description..... | 4 |
| | 1.5.1 System Overview..... | 4 |
| 2.0 | PRE-CERTIFICATION TESTING AND ISSUES | 8 |
| 2.1 | Evaluation of Prior VSTL Testing..... | 8 |
| 2.2 | Known Field Issues..... | 8 |
| 3.0 | MATERIALS REQUIRED FOR TESTING..... | 8 |
| 3.1 | Software..... | 8 |
| 3.2 | Equipment..... | 8 |
| 3.3 | Test Tools/Materials..... | 9 |
| 3.4 | Deliverable Materials..... | 9 |
| 4.0 | TEST SPECIFICATIONS | 10 |
| 4.1 | Requirements..... | 12 |
| 4.2 | Hardware Configuration and Design..... | 12 |
| 4.3 | Software System Functions..... | 13 |
| 5.0 | TEST DATA..... | 13 |
| 5.1 | Test Data Recording..... | 13 |
| 5.2 | Test Data Reduction..... | 14 |
| 6.0 | TEST PROCEDURE AND CONDITIONS..... | 14 |
| 6.1 | Facility Requirements..... | 14 |
| 6.2 | Test Set-Up..... | 14 |
| 6.3 | Test Sequence..... | 15 |
| | 6.3.1 System Testing..... | 15 |
| 6.4 | Test Operation Procedures..... | 17 |
| 7.0 | TEST OPERATIONS PROCEDURES | 17 |
| 7.1 | Proprietary Data..... | 17 |

1.0 INTRODUCTION

The purpose of this Test Plan is to document the procedures that Wyle Laboratories, Inc. will follow to perform certification testing of the Dominion Voting Systems Democracy Suite 4.14-A, to the requirements set forth for voting systems in the U.S. Election Assistance Commission (EAC) 2005 Voluntary Voting System Guidelines (EAC 2005 VVSG). Prior to submitting the System for certification testing, Dominion submitted an application to the EAC for certification of the Democracy Suite 4.14-A to the requirements of the EAC 2005 VVSG.

The full system details for the previous test campaign, including system, performance, security, usability, system verification, and TDP deliverables can be reviewed in the EAC test report “Dominion Democracy Suite 4.14 Modification” (listed on www.eac.gov).

1.1 Scope

The purpose of this modification is to introduce the upgrade from the EAC certified Democracy Suite 4.14 (DemSuite-4-14) to the Democracy Suite 4.14-A system. The upgrade features included in this modification are listed below.

1. Infrared (IR) paper: A new type of paper used for ballot printing was introduced. An existing software setting is responsible for paper discernment on the ICE and ICP tabulators.
2. Cable routing for ICE: A third-party manufacturing procedure was corrected where the printer board cable on the ICE tabulator was routed to clear any possible interference with internal moving parts.
3. Introduction of Coroplast Ballot Boxes for ICE and ICP.
4. Infrared (IR) Controller Board: The IR controller board firmware on the ICE tabulator was updated to version 1.00.3.

At test conclusion, the results of all testing performed as part of this test program will be submitted to the EAC in the form of a final report.

1.2 References

The documents listed below were used in the development of the Test Plan and are utilized to perform certification testing.

- Election Assistance Commission 2005 Voluntary Voting System Guidelines, Volume I, Version 1.0, “Voting System Performance Guidelines,” and Volume II, Version 1.0, “National Certification Testing Guidelines,” dated December 2005
- Election Assistance Commission Testing and Certification Program Manual, Version 1.0, effective date January 1, 2007
- Election Assistance Commission Voting System Test laboratory Program Manual, Version 1.0, effective date July 2008
- National Voluntary Laboratory Accreditation Program NIST Handbook 150, 2006 Edition, “NVLAP Procedures and General Requirements (NIST Handbook 150),” dated February 2006
- National Voluntary Laboratory Accreditation Program NIST Handbook 150-22, 2008 Edition, “Voting System Testing (NIST Handbook 150-22),” dated May 2008
- United States 107th Congress Help America Vote Act (HAVA) of 2002 (Public Law 107-252), dated October 2002

1.0 INTRODUCTION (Continued)

1.2 References (Continued)

- Wyle Laboratories' Test Guidelines Documents: EMI-001A, "Wyle Laboratories' Test Guidelines for Performing Electromagnetic Interference (EMI) Testing," and EMI-002A, "Test Procedure for Testing and Documentation of Radiated and Conducted Emissions Performed on Commercial Products"
- Wyle Laboratories' Quality Assurance Program Manual, Current Revision
- Wyle Laboratories Quality Assurance Manual, Current Revision
- ANSI/NCSL Z540-1, "Calibration Laboratories and Measuring and Test Equipment, General Requirements"
- ISO 10012-1, "Quality Assurance Requirements for Measuring Equipment"
- EAC Requests for Interpretation (listed on www.eac.gov)
- EAC Notices of Clarification (listed on www.eac.gov)
- EAC Quality Monitoring Program residing on:
http://www.eac.gov/testing_and_certification/quality_monitoring_program.aspx
- Dominion Voting Systems' Democracy Suite 4.14 Modification VSTL Certification Test Report Rev. A (listed on www.eac.gov)
- Dominion Voting Systems Democracy Suite 4.14 Technical Data Package

1.3 Terms and Abbreviations

Table 1-1 defines all terms and abbreviations applicable to the development of this Test Plan.

Table 1-1 Terms and Abbreviations

| Term | Abbreviation | Definition |
|--|---------------------|--|
| Americans with Disabilities Act of 1990 (Amended 2008) | ADA | ADA is a wide-ranging civil rights law that prohibits, under certain circumstances, discrimination based on disability |
| Audio Studio | AS | EMS application used to record audio files |
| Audio Tactile Interface | ATI | Electronic voter interface that does not require visual reading of a ballot. Audio is used to convey information to the voter and sensitive tactile controls allow the voter to convey information to the system |
| Configuration Management | CM | --- |
| Commercial Off the Shelf | COTS | Commercial, readily available hardware or software |
| Direct Record Electronic | DRE | --- |
| United States Election Assistance Commission | EAC | Commission created per the Help America Vote Act of 2002, assigned the responsibility for setting voting system standards and providing for the voluntary testing and certification of voting systems |

1.0 INTRODUCTION (Continued)

1.3 Terms and Abbreviations (Continued)

| | | |
|--|------------------|--|
| EMS Election Event Designer | EED | EMS application used for election definition functionality |
| Election Management System | EMS | An umbrella term for the software application used to define and report election projects |
| Equipment Under Test | EUT | --- |
| Functional Configuration Audit | FCA | Exhaustive verification of every system function and combination of functions cited in the manufacturer’s documentation |
| Federal Communications Commission | FCC | --- |
| Help America Vote Act | HAVA | Act created by United States Congress in 2002 |
| National Institute of Standards and Technology | NIST | Government organization created to promote U.S. innovation and industrial competitiveness by advancing measurement science, standards, and technology in ways that enhances economic security and improves our quality of life |
| ImageCast Central | ICC | High-speed central ballot scan tabulator |
| ImageCast Evolution | ICE | Precinct-level optical scanner, ballot marker, and tabulator with audio voting |
| ImageCast Precinct | ICP | Precinct-level optical scanner and tabulator with audio voting capabilities |
| System Under Test | SUT | --- |
| Test Case Procedure Specifications | TCPS | Wyle-developed document that specifies test items, input specifications, output specifications, environmental needs, special procedural requirements, inter-case dependencies, and all validated test cases that will be executed during the area under test |
| Technical Data Package | TDP | Manufacturer documentation related to the voting system required to be submitted as a precondition of certification testing |
| Underwriters Laboratories Inc. | UL | --- |
| Uninterruptible Power Supply | UPS | --- |
| Voluntary Voting System Guidelines | EAC 2005 VVSG | Published by the EAC, the third iteration of national level voting system standards |
| Wyle Operating Procedure | WoP | Wyle Test Method or Test Procedure |

1.4 Testing Responsibilities

All core and non-core software and hardware certification testing will be conducted under the guidance of Wyle Laboratories, Inc., by personnel verified by Wyle to be qualified to perform the testing.

1.4.1 Test Case Development

Wyle will utilize the “Wyle Baseline Test Cases” for the Functional, Usability and Security Tests. These will be augmented with specially designed test cases tailored to the Dominion 4.14-A.

1.4.2 Test Procedure Development and Validation

Wyle will utilize the Wyle Operating Procedures (WoPs) during the duration of this test program. The validated WoPs have been previously submitted to the EAC for review.

1.0 INTRODUCTION (Continued)

1.4 Testing Responsibilities (Continued)

1.4.3 Third-Party Testing

Wyle will not utilize any 3rd party testing during the performance of the Dominion 4.14-A test campaign.

1.5 Target of Evaluation Description

The following sections address the design methodology and product description of the Democracy Suite 4.14 System, as taken from the Dominion Voting Systems technical documentation.

1.5.1 System Overview

The Dominion Voting Systems Democracy Suite 4.14 System is a paper-based optical scan voting system. The Democracy Suite 4.14 System consists of four major components: the Election Management System (EMS), ImageCast Evolution (ICE) precinct scanner and ballot marking device, ImageCast Precinct (ICP) precinct scanner with audio ballot, and ImageCast Central (ICC) central count scanner.

Election Management System

The Dominion Voting Systems Democracy Suite 4.14 EMS consists of seven components running as either a front-end/client application or as a back-end/server application. Below is an overview and brief description of each. This listing is for informational and verification purposes only and not all areas will be included in testing based on the limited modifications included in this test campaign.

- Democracy Suite 4.14 EMS Election Event Designer client application - integrates election definition functionality and represents a main pre-voting phase end-user application.
- Democracy Suite 4.14 EMS Results Tally and Reporting client application - integrates election results acquisition, validation, tabulation, reporting and publishing capabilities and represents a main post-voting phase end-user application.
- Democracy Suite 4.14 EMS Audio Studio client application - represents an end-user helper application used to record audio files for a given election project. As such, it is utilized during the pre-voting phase of the election cycle.
- Democracy Suite 4.14 EMS Data Center Manager client application - represents a system level configuration application used in EMS back-end data center configuration.
- Democracy Suite 4.14 EMS Application Server application - represents a server side application responsible for executing long running processes, such as rendering ballots, generating audio files and election files, etc.
- Democracy Suite 4.14 EMS Network Attached Storage (NAS) Server application - represents a server side file repository for election project file based artifacts, such as ballots, audio files, reports, log files, election files, etc.
- Democracy Suite 4.14 EMS Database Server application - represents a server side RDBMS repository of the election project database which holds all the election project data, including pre-voting and post-voting data.

1.5.1 System Overview (Continued)

Precinct Ballot Tabulator: ImageCast Evolution (ICE)

The Dominion Democracy Suite ImageCast Evolution system employs a precinct-level optical scan ballot counter (tabulator) in conjunction with an external plastic ballot box. This tabulator is designed to mark and/or scan paper ballots, interpret voting marks, communicate these interpretations back to the voter (either visually through the integrated LCD display or audibly via integrated headphones), and upon the voter's acceptance, deposit the ballots into the ballot box. The unit also features an Audio Tactile Interface (ATI) which permits voters who cannot negotiate a paper ballot to generate a synchronously human and machine-readable ballot from elector-input vote selections. In this sense, the ImageCast Evolution acts as a ballot marking device.



Photograph 1: ImageCast Evolution (ICE) on Coroplast Ballot Box

1.5.1 System Overview (Continued)

Precinct Ballot Tabulator: ImageCast Precinct (ICP)

The Dominion Democracy Suite ImageCast Precinct ballot counter is a precinct-based optical scan ballot tabulator that is used in conjunction with ImageCast compatible ballot storage boxes. The system is designed to scan marked paper ballots, interpret voter marks on the paper ballot and store and tabulate each vote from each paper ballot. The ICP contains a small touch-screen LCD to allow the poll worker to access diagnostic and configuration settings.

In addition, enhanced accessibility voting may be accomplished via optional accessories connected to the ImageCast unit. The ICP utilizes an ATI device to allow voters with disabilities to navigate and submit a voted ballot. This is accomplished by presenting the ballot to the voter in an audio format. The ATI is connected to the tabulator, and allows the voter to listen to an audio voting session consisting of contest and candidate names. The ATI also allows a voter to adjust the volume and speed of audio playback. The cast vote record is recorded electronically when the ATI is used to cast a ballot. There is no contemporaneous paper ballot or paper record produced when the ATI is utilized for voting. A ballot arising from the voter's choices may be printed from EMS at a later time.




Photograph 2: ImageCast Precinct (ICP) on Coroplast Ballot Box

1.5.1 System Overview (Continued)

Central Tabulator: ImageCast Central Count (ICC)

The Dominion Democracy Suite ImageCast Central Count ballot counter system is a high-speed, central ballot scan tabulator based on COTS hardware, coupled with the custom-made ballot processing application software. It is used for high speed scanning and counting of paper ballots. Central Count scanning system hardware consists of a combination of two COTS devices used together to provide the required ballot scanning processing functionality:

- ImageCast Central Workstation: a COTS computer used for ballot image and election rules processing and results transfer to the EMS Datacenter. The ImageCast Central Workstation is hardware which executes the image processing and election rules software application.
- Canon DR-X10C Scanner: a COTS scanner used to provide ballot scanning and image transfers to the local ImageCast Central Workstation.



Photograph 3: Canon DR-X10C Scanner and ImageCast Central Workstation

2.0 PRE-CERTIFICATION TESTING AND ISSUES

Wyle has conducted a pre-certification test, and findings indicate that all system changes are consistent with the change items documented in the EAC application DVS-1301.

2.1 Evaluation of Prior VSTL Testing

Wyle will reutilize all testing from the previously-certified systems submitted by Dominion Voting Systems. The testing of these systems was conducted by Wyle Laboratories in accordance with the EAC 2005 VVSG, and the EAC Certification Numbers are DVS-40-G-10 and DemSuite-4-14.

2.2 Known Field Issues

This system is a modification to previously certified systems. There were no systemic or significant issues traceable to any of the previously certified systems.

3.0 MATERIALS REQUIRED FOR TESTING

The materials required for certification testing of the Democracy Suite 4.14-A voting system include software, hardware, test materials, and deliverable materials to enable the test campaign to occur were shipped directly to Wyle by Dominion Voting Systems. The equipment used during this test is the same equipment used during the original certification campaign.

3.1 Software

The Democracy Suite v. 4.14 software will be utilized during the Democracy Suite 4.14-A modification as there were no changes to this software for this modification. This software is listed in Table 3-1.

Table 3-1 Software Utilized for Testing

| Software Required For Testing | Software Version |
|--|-------------------------|
| Democracy Suite EMS EED Client Application | 4.14.23 |
| Democracy Suite EMS RTR Client Application | 4.14.23 |
| ImageCast Precinct (ICP) | 4.14.5 |
| ImageCast Evolution (ICE) | 4.14.10 |
| ImageCast Central (ICC) | 4.14.4 |

3.2 Equipment

This subsection categorizes the equipment the manufacturer submitted for testing listed in Table 3-2. Each test element is included in the list of equipment required for testing of that element, including system hardware, general purpose data processing and communications equipment, and any required test instrumentation.

3.0 MATERIALS REQUIRED FOR TESTING (Continued)

3.2 Equipment (Continued)

Table 3-2 Test Equipment

| Equipment | Manufacturer | Serial Number |
|--|-------------------------|----------------------|
| Laptop - Latitude E6530 | Dell | 2779CW1 |
| High Speed Scanner | Canon | ED300874 |
| All-in-one PC – Inspiron One 2305 | Dell | 564C3P1 |
| ICP - Precinct Count Optical Scanner PSOS 320C | Dominion Voting Systems | WLDAFBH0002 |
| ICE - Precinct Count Optical Scanner PSOS 410A | Dominion Voting Systems | ICE2P200002 |
| Coroplast Ballot Box for ICE | Dominion Voting Systems | T71120-001 |
| Coroplast Ballot Box for ICP | Dominion Voting Systems | T71120-002 |
| iButton (SHA-1) with USB Reader/Writer | Maxim | 4D027C |
| Compact Flash cards | RiData CFC-14A | N/A |
| Compact Flash Card Reader | SanDisk | 0171618 |

3.3 Test Tools/Material

This subsection enumerates any and all test materials needed to perform voter system testing in Table 3-3. The scope of testing determines the quantity of a specific material required.

Table 3-3 Test Tools/Material

| Test Tool/Material | Quantity |
|--------------------------------------|-----------------|
| IR Paper | 60 sheets |
| 80 lb. stock ballot paper | 60 sheets |
| Sharpie markers | as required |
| Printer Thermal Paper Rolls | as required |
| Ballot Box security seals/hasp locks | as required |

3.4 Deliverable Materials

At test conclusion, Wyle Laboratories shall deliver a final report to Dominion Voting Systems and the EAC that includes the following:

- A description of the functional, security, and usability testing; and test results
- TDP documentation showing changes
- A list of any anomalies discovered during testing on Wyle form WH1066, Notice of Anomaly

All supplied equipment and software furnished to Wyle Laboratories for this modification shall be returned to the customer at the conclusion of testing unless otherwise agreed in writing.

4.0 TEST SPECIFICATIONS

Modification testing of the DVS 4.14-A is the configuration submitted in the EAC application DVS1301. Wyle Laboratories' qualified personnel will ensure that all certification testing performed on the manufacturer's voting system follows Wyle Laboratories' procedures for testing, and the specific test cases developed for this campaign meet the requirements of the EAC 2005 VVSG and EAC Testing and Certification Program Manual.

Below is a list of EAC Requests for Interpretation (RFI) and Notices of Clarification (NOC) that will be incorporated in the test campaign:

Requests for Interpretation (RFI)

RFI 2013-04 EAC Decision on Usability Testing

RFI 2013-03 EAC Decision on Timestamps

RFI 2013-02 EAC Decision on Audio Presentation Volume Levels

RFI 2013-01 EAC Decision on the Extensions Clause

RFI 2012-06 EAC Decision on Use of Public Telecommunications Networks and Data Transmission

RFI 2012-05 EAC Decision on Public Telecommunications and Cryptography

RFI 2012-04 EAC Decision on Software Setup Validation

RFI 2012-03 EAC Decision on Configuration of COTS Products

RFI 2012-02 EAC Decision on Transmission of Results (Official and Unofficial Results)

RFI 2012-01 EAC Decision on Ballot Handling – Multi-feed

RFI 2010-08 EAC Decision on Calling Sequence

RFI 2010-07 EAC Decision on Module Length

RFI 2010-06 EAC Decision on DRE Accessibility Requirements and Other Accessible Voting stations

RFI 2010-05 EAC Decision on Testing of Modifications to a Certified System

RFI 2010-04 EAC Decision on Functional Requirements with Respect to Security

RFI 2010-03 EAC Decision on Database Coding Conventions

RFI 2010-01 EAC Decision on Voltage Levels and ESD Test

RFI 2009-06 EAC Decision on Temperature and Power Variation

RFI 2009-05 EAC Decision on T-Coil Requirements

RFI 2009-04 EAC Decision on Audit Log Events

RFI 2009-03 EAC Decision on Battery Backup for Central Count Systems

RFI 2009-02 EAC Decision on Alternate Languages

RFI 2009-01 EAC Decision on VVPAT Accessibility New

RFI 2008-12 EAC Decision on Ballot Marking Device/Scope of Testing

RFI 2008-10 EAC Decision on Electrical Fast Transient

RFI 2008-09 EAC Decision on Safety Testing

4.0 TEST SPECIFICATIONS (Continued)

RFI 2008-08 EAC Decision on Automatic Bar Code Readers

RFI 2008-07 EAC Decision on Zero Count to Start Election

RFI 2008-06 EAC Decision on Battery Backup for Central Count

RFI 2008-05 EAC Decision on Durability

RFI 2008-04 EAC Decision on Supported Languages

RFI 2008-03 EAC Decision on OS Configuration

RFI 2008-02 EAC Decision on Battery Backup for Optical Scan Voting Machines

RFI 2008-01 EAC Decision on Temperature and Power Variation

RFI 2007-06 EAC Decision on Recording and Reporting Undervotes

RFI 2007-05 EAC Decision on Testing Focus and Applicability

RFI 2007-04 EAC Decision on Presentation of Alternative Language

RFI 2007-03 EAC Decision on Summative Usability Testing

RFI 2007-02 EAC Decision on Variable Names

RFI 2007-01 EAC Decision on Accessible Design

Notices of Clarification (NOC)

NOC 2012-02 Clarification of System Identification Tool Functionality

NOC 2012-01 Clarification of COTS Product Equivalency for De Minimis Change

NOC 2011-01 Clarification of De Minimis Change Determination Requirements Related to Data

NOC 2009-005 Development and Submission of Test Plans for Modifications to EAC Certified Systems

NOC 2009-004 Development and Submission of Test Reports

NOC 2009-003 De Minimis Change Determination Requirement

NOC 2009-002 Laboratory Independence Requirement

NOC 2009-001 Requirements for Test Lab Development and Submission of Test Plans

NOC 2008-003 EAC Conformance Testing Requirements

NOC 2008-002 EAC Mark of Certification

NOC 2008-001 Validity of Prior Non-core Hardware Environmental and EMC Testing

NOC 2007-005 Voting System Test Laboratory Responsibilities in the Management and Oversight of Third Party Testing

NOC 2007-004 Voting System Manufacturing Facilities

NOC 2007-003 State Testing Done in Conjunction with Federal Testing within the EAC Program

NOC 2007-002 VSTL Work with Manufacturers Outside of Voting System Certification Engagements

NOC 2007-001 Timely Submission of Certification Application

4.0 TEST SPECIFICATIONS (Continued)

4.1 Requirements (Strategy of Evaluation)

The strategy for evaluating the Democracy Suite 4.14-A system was to review the change log and the engineering changes submitted for the modified system. Wyle Laboratories has determined that functional, security and usability tests will be required during this test campaign.

This test campaign includes the following tests:

- Technical Data Package review to ensure all modifications are documented as applicable
- Functional tests targeted to validate IR paper discernment
- Security testing targeted to validate the newly added Coroplast Ballot Box
- Usability testing to confirm the Coroplast Ballot Box meets mobility requirements

Wyle Laboratories personnel shall maintain a test log of the procedure(s) employed. This log identifies the system and equipment by model and serial number.

In the event that the project engineer deems it necessary to deviate from Wyle Test Cases or Wyle Operating Procedures (WoPs) pertaining to the test environment, the equipment arrangement and the method of operation, the specified test procedure, or the provision of the test instrumentation and facilities, the deviation shall be recorded in the test log. (A discussion of the reasons for the deviation and the effect of the deviation on the validity of the test procedure shall also be provided and approved by the Project Engineer and Program Manager.)

The designated WoP's for this program are list below together with the identification and a brief description of the hardware to be tested, and any special considerations that affect the test design and procedure.

The specific WoP's to be used during testing include the following:

- WoP 2 – Receipt Inspection
- WoP 3 – Technical Data Package Review
- WoP 4 – Test Plan Preparation
- WoP 6b – Security (Physical)
- WoP 24-2d – Accessibility-Mobility
- WoP 25 – Physical Configuration Audit
- WoP 26 – Functional Requirements
- WoP 34 – Test Report

4.2 Hardware Configuration and Design

Dominion Voting Systems submitted Engineering Change Orders (ECO's) for each of the changes submitted for the Democracy Suite 4.14-A test campaign. Wyle performed an engineering analysis of these documents, as well as a visual inspection of the changes, and determined the changes to be "Minor Modifications" with some testing required to confirm the functional and hardware requirements are met.

Wyle Laboratories has determined that hardware testing (EMC, Vibration, Humidity, etc.) is not required for this test campaign due to the nature of the modifications.

4.0 TEST SPECIFICATIONS (Continued)

4.2 Hardware Configuration and Design (Continued)

The Democracy Suite 4.14-A EMS shall be configured as follows for the functional testing.

EMS – A COTS laptop documented in Section 2 shall be loaded with version 4.14.23 build of the EMS. The CF Card Reader shall be attached as a peripheral.

ICP, ICE – Loaded with EAC certified firmware and mounted on Coroplast ballot box.

ICC – Loaded with EAC certified firmware and configured as certified in Dominion 4.14 program.

Security – The ICE and ICP Coroplast ballot boxes shall be configured with security seals/hasp locks as identified in the Technical Data Package.

Usability Testing – The Coroplast ballot boxes shall be configured as identified in the Technical Data Package

4.3 Software System Functions

The submitted changes for this test campaign are documented in Section 1.3. The modifications shall be tested using targeted functional tests designed to verify specific changes made to the voting system. Existing election data from the previously-certified Democracy Suite 4.14 system will be utilized to produce the required pre-requisite test data. Operational status checks will be performed before and after each test to confirm system readiness.

5.0 TEST DATA

5.1 Test Data Recording

All equipment utilized for test data recording shall be identified in the test data package. Additionally, the output test data shall be recorded in an appropriate manner as to allow for data analysis. For TDP reviews, results shall be compiled in output reports and submitted to Dominion Voting Systems for resolution. All test results, including functional test data, shall be recorded on the relevant WoP's and Test Cases.

Wyle Laboratories shall evaluate all test results against the technical documentation provided by Dominion Voting Systems, as well as the requirements set forth in the 2005 VVSG. The acceptable range for system performance and the expected results for each test case shall be derived from the Dominion Voting Systems version 4.14-A documentation. Per the EAC 2005 VVSG, these parameters shall encompass the test tolerances and samples to define the minimum number of combinations or alternatives of input and output conditions that can be exercised to constitute an acceptable test of the parameters involved. The parameters will also include events which criteria define the maximum number of interrupts, halts, or other system breaks that may occur due to non-test conditions (excluding events from which recovery occurs automatically or where a relevant status message is displayed).

Wyle will report all issues discovered during this test campaign to Dominion and the EAC. If Wyle determines there is not enough data to ensure a requirement was met, the test plan will be altered and further testing will be done. The EAC has the final decision as to whether the system meets all the requirements for an EAC-certified system. Wyle will either recommend approval, if the system meets all applicable sections of the VVSG or recommend disapproval if the system does not meet all applicable sections of the VVSG.

5.0 TEST DATA (Continued)

5.2 Test Data Reduction

Test data shall be processed and recorded in the relevant Wyle Laboratories' Operating Procedures and Test Cases. Results will also be recorded real-time in engineering log books.

6.0 TEST PROCEDURE AND CONDITIONS

6.1 Facility Requirements

All testing shall be conducted at the Wyle Huntsville, AL facility unless otherwise annotated. All instrumentation, measuring, and test equipment used in the performance of this test campaign shall be listed on the Instrumentation Equipment Sheet for each test and shall be calibrated in accordance with Wyle Laboratories' Quality Assurance Program, which complies with the requirements of ANSI/NCSL Z540-1 and ISO 10012-1. Standards used in performing all calibrations are traceable to the National Institute of Standards and Technology (NIST) by report number and date. When no national standards exist, the standards are traceable to international standards or the basis for calibration is otherwise documented.

Unless otherwise specified herein, all remaining tests, including system level functional testing, shall be performed at standard ambient conditions:

- Temperature: $25^{\circ}\text{C} \pm 10^{\circ}\text{C}$ ($77^{\circ}\text{F} \pm 18^{\circ}\text{F}$)
- Relative Humidity: 20 to 90%
- Atmospheric Pressure: Local Site Pressure

Unless otherwise specified herein, the following tolerances shall be used:

- Time $\pm 5\%$
- Temperature $\pm 3.6^{\circ}\text{F}$ (2°C)
- Vibration Amplitude $\pm 10\%$
- Vibration Frequency $\pm 2\%$
- Random Vibration Acceleration
 - 20 to 500 Hertz ± 1.5 dB
 - 500 to 2000 Hertz ± 3.0 dB
- Random Overall grms ± 1.5 dB
- Acoustic Overall Sound Pressure Level $+4/-2$ dB

Deviations to the above tolerances may be submitted by the responsible test laboratory with sufficient engineering information to substantiate the deviation request, but only when best effort technique and system limitations indicate the need for a deviation.

6.2 Test Set-Up

All voting machine equipment (hardware and software) shall be received and documented, utilizing Wyle Receiving Ticket (WL-218, Nov'85) and proper QA procedures. When voting system hardware is received, Wyle Shipping and Receiving personnel will notify Wyle's QA personnel. With Wyle QA personnel present, each test article shall be unpacked and inspected for obvious signs of degradation and/or damage that may have occurred during transit. Noticeable degradation and/or damage, if present, shall be recorded, photographs shall be taken, and the Dominion Voting Systems' representative shall be notified.

6.0 TEST PROCEDURE AND CONDITIONS (Continued)

6.2 Test Set-Up (Continued)

Wyle's QA personnel shall record the serial numbers and part numbers. Comparison shall be made between those numbers recorded and those listed on the shipper's manifest. Any discrepancies noted shall be brought to the attention of the Dominion Voting Systems' representative for resolution. The Technical Data Package and all source code modules received shall be inventoried and maintained by the Wyle Project Engineer assigned to testing.

Wyle Laboratories QA personnel shall record the serial numbers and part numbers. Comparison shall be made between those numbers recorded and those listed on the shipper's manifest. Any discrepancies noted shall be brought to the attention of the Dominion Voting Systems' representative for resolution.

For hardware test setup, the system shall be configured as it would be for normal field use. This includes connecting all supporting equipment and peripherals. Wyle personnel shall properly configure and initialize the system and verify it is ready to be tested by following the procedures detailed in the Dominion Voting System's technical documentation. Wyle shall develop an operational status test to be performed prior to and immediately following each hardware test. Wyle shall develop the system performance levels to be measured during operational tests.

6.3 Test Sequence

There is no specific sequencing enforced for the execution of the required tests. The following section provides a brief description of each system test to be performed for the Democracy Suite 4.14-A test campaign.

6.3.1 System Testing

Technical Data Package (TDP) Review – The technical data package must be submitted as a precondition of national certification testing. These items are necessary to define the product and its method of operation; to provide technical and test data supporting the manufacturer's claims of the system's functional capabilities and performance levels; and to document instructions and procedures governing system operation and field maintenance. Any information relevant to the system evaluation shall be submitted to include source code, object code, and sample output report formats.

Physical Configuration Audit – The Physical Configuration Audit compares the voting system components submitted for qualification to the manufacturer's technical documentation, and shall include the following activities:

- Establish a configuration baseline of software and hardware to be tested; confirm whether manufacturer's documentation is sufficient for the user to install, validate, operate, and maintain the voting system
- Verify software conforms to the manufacturer's specifications; inspect all records of manufacturer's release control system; if changes have been made to the baseline version, verify manufacturer's engineering and test data are for the software version submitted for certification
- Review drawings, specifications, technical data, and test data associated with system hardware, if non-COTS, to establish system hardware baseline associated with software baseline

6.0 TEST PROCEDURE AND CONDITIONS (Continued)

6.3 Test Sequence (Continued)

6.3.1 System Testing (Continued)

- Review manufacturer’s documents of user acceptance test procedures and data against system’s functional specifications; resolve any discrepancy or inadequacy in manufacturer’s plan or data prior to beginning system integration functional and performance tests
- Subsequent changes to baseline software configuration made during testing, as well as system hardware changes that may produce a change in software operation are subject to re-examination

Security Test – The security test is designed and performed to test the capabilities of the voting system against the requirements defined in Volume I Section 7. These procedures shall focus on the security of the new Coroplast ballot box. This test will also examine system capabilities and safeguards claimed by Dominion Voting Systems in the TDP to properly mitigate these risks. The range of risks tested is determined by the design of the system and potential exposure to risk.

Usability/Accessibility – The usability test is a measure of the effectiveness, efficiency, and satisfaction achieved by a specified set of users with a given product in the performance of specified tasks. This test applies to the requirements for Volume I, Section 3 of the EAC 2005 VVSG.

The components of the Dominion Voting Systems’ version 4.14-A shall only undergo the tests described in Table 6-1.

Table 6-1 Dominion Voting Systems version 4.14-A Test Sequence

| Test | Procedure/Description | Specimen |
|--|--|---|
| <i>Technical Data Package (TDP) Review</i> | Documentation review for compliance, correctness, and completeness | TDP package submitted for Democracy Suite 4.14-A |
| <i>Physical Configuration Audit</i> | Audit hardware and software models and versions | System hardware and test artifacts submitted for Democracy Suite 4.14-A |
| <i>Functional Tests</i> | Functional testing to the system documentation and EAC 2005 VVSG requirements | System hardware and test artifacts submitted for Democracy Suite 4.14-A |
| <i>Security</i> | Assess the system to the 2005 VVSG requirements and execute basic system security tests. | System hardware submitted for Democracy Suite 4.14-A |
| <i>Usability</i> | Testing to the system documentation and EAC 2005 VVSG requirements | System hardware submitted for Democracy Suite 4.14-A |

6.0 TEST PROCEDURE AND CONDITIONS (Continued)

6.4 Test Operation Procedures

Wyle Laboratories shall provide the step-by-step procedures for each test case to be conducted. Each step is assigned a test step number. This step number, along with critical test data and test procedural information, shall be tabulated onto a Test Control Record for control and the recording of test results.

Any test failures shall be recorded on form WH1066, Notice of Anomaly. These anomalies shall be reported to the manufacturer and the EAC.

7.0 TEST OPERATIONS PROCEDURES

7.1 Proprietary Data

All proprietary data that is marked shall be distributed only to those persons that the manufacturer identifies as needing the information to conduct system testing. The manufacturer is required to mark all proprietary documents as such. All organizations and individuals receiving proprietary documents shall ensure those documents are not available to non-authorized persons.

(The remainder of this page intentionally left blank)