




Voting Systems Standards
Volume I – Performance Standards



Voting System Standards Volume I:

Performance Standards

April, 2002



Federal Election Commission
United States of America

Acknowledgments

Voting Systems Standards, Volumes I and II are the long awaited update to the Federal Election Commission's (FEC's) 1990 publication the *Performance and Test Standards for Punchcard, Marksense, and Direct Recording Electronic Voting Systems*. The update was executed under contract to the FEC by American Management Systems (AMS). Although a host of AMS staff members contributed to this document, the FEC is especially indebted to AMS Senior Principal James Ward and AMS Project Manager Dennis Berg for their energy, patience and genuine dedication to understanding not only the technical requirements of the *Standards*, but also the intricacies of the U.S. election process and the unique role played by federal, State and local governments in this arena.

The program to test and certify voting systems using the *Voting Systems Standards* was initiated in 1994 by the National Association of State Election Directors (NASSED). Members of NASSED's Voting Systems Board contributed continuously and significantly to the update process. Special thanks go to Thomas Wilkey, Executive Director of the New York State Board of Elections and Chairman of NASSED's Voting Systems Board. Mr. Wilkey not only served the FEC and AMS as a twenty-four hour-a-day resource on technical issues, but also provided invaluable experience and calm leadership in steering the project through sometimes stormy procedural and political waters.

Several members of the Technical Subcommittee of NASSED's Voting Systems Board contributed specific language and technical expertise to the update. The FEC would like to recognize the following Subcommittee members for their time and effort:

Brit Williams, Professor Emeritus, Computer Science & Information Systems, Kennesaw State College

Steve Freeman, Software Consultant, League City, Texas

Jay W. Nispel, Senior Principal Engineer, Computer Sciences Corporation

Paul Craft, Computer Audit Analyst, State of Florida

David Elliott, Assistant Director of Elections, Washington

Other Voting system Board members contributing to the process included:

Denise Lamb, Director, New Mexico state Bureau of Elections and Vice-Chair of the NASSED Voting Systems Board

Sandy Steinbach, Director of Elections, Iowa

Donetta Davidson, Colorado Secretary of State

Connie Schmidt, Commissioner, Johnson County Election Commission

Donna Royson, Director of Election Services, South Carolina State
Election Commission

Robert Naegle, President, Granite Creek Technologies

Yvonne Smith, Assistant Executive Director, Illinois state Board of
Elections (Retired)

The FEC would also like to recognize the sizable contributions of Doug Lewis, Executive Director of the Election Center, and Secretariat to the NASED Voting Systems Board, for his substantive input as well as for his tireless logistical efforts during numerous meetings and conferences throughout the country.

The 2002 update of the *Voting Systems Standards* benefited immeasurably from the contributions and practical experience of the certified Independent Test Authorities (ITA's) whose task it is to utilize the *Standards* in real-world testing scenarios. Representatives of the ITA's include:

Jim Dearman, Wyle Laboratories

Shawn Southworth & Jennifer Price, CIBER

Gail Audette & Carolyn Coggins, Systest Labs

While literally hundreds of other people contributed to this effort, the FEC would also like to recognize the specific material contributions of Stephen Berger, Chairman, and the members of the IEEE Voting Equipment Standards Project 1583; Roy Saltman, Consultant; David Capozzi and David Baquis of the U.S. Access Board; Janet Blizzard and Jonathan Hahn of the Disability Rights Section of the U.S. Department of Justice; and John O'Hara, Ph.D., Brookhaven National Laboratory.

Finally, the Federal Election Commission is grateful to those members of the academic community, the voting system vendor community, and the community of public interest groups for providing comments, highlighting discrepancies, and ultimately, creating a dynamic and useful final product.

In Memory of:

James F. Hendrix

Executive Director, South Carolina State Election Commission

Member, NASED Voting Systems Board

For a career of dedicated service to the election community and the voters of the
State of South Carolina

Table of Contents

1	INTRODUCTION.....	1-7
1.1	Objectives and Usage of the Voting System Standards	1-7
1.2	Development History for Initial Standards.....	1-8
1.3	Update of the Standards.....	1-9
1.4	Accessibility for Individuals with Disabilities.....	1-9
1.5	Definitions.....	1-10
1.5.1	Voting System.....	1-10
1.5.2	Paper-Based Voting System	1-11
1.5.3	Direct Record Electronic (DRE) Voting System.....	1-12
1.5.4	Public Network Direct Record Electronic (DRE) Voting System.....	1-12
1.5.5	Precinct Count Voting System.....	1-12
1.5.6	Central Count Voting System.....	1-13
1.6	Application of the Standards and Test Specifications	1-13
1.6.1	Qualification Tests.....	1-14
1.6.2	Certification Tests	1-15
1.6.3	Acceptance Tests	1-16
1.7	Outline of Contents.....	1-16
2	FUNCTIONAL CAPABILITIES.....	2-19
2.1	Scope	2-19
2.2	Overall System Capabilities.....	2-20
2.2.1	Security	2-20
2.2.2	Accuracy	2-21
2.2.3	Error Recovery.....	2-22
2.2.4	Integrity.....	2-22
2.2.5	System Audit.....	2-23
2.2.6	Election Management System	2-27
2.2.7	Accessibility	2-28
2.2.8	Vote Tabulating Program	2-32
2.2.9	Ballot Counter.....	2-33
2.2.10	Telecommunications.....	2-33
2.2.11	Data Retention	2-34
2.3	Pre-voting Functions	2-35

2.3.1	Ballot Preparation	2-35
2.3.2	Election Programming	2-38
2.3.3	Ballot and Program Installation and Control	2-38
2.3.4	Readiness Testing	2-39
2.3.5	Verification at the Polling Place	2-40
2.3.6	Verification at the Central Location	2-41
2.4	Voting Functions	2-41
2.4.1	Opening the Polls	2-41
2.4.2	Activating the Ballot (DRE Systems)	2-43
2.4.3	Casting a Ballot.....	2-43
2.5	Post-Voting Functions	2-46
2.5.1	Closing the Polling Place (Precinct Count)	2-46
2.5.2	Consolidating Vote Data.....	2-46
2.5.3	Producing Reports.....	2-47
2.5.4	Broadcasting Results.....	2-48
2.6	Maintenance, Transportation, and Storage	2-48
3	HARDWARE STANDARDS.....	3-49
3.1	Scope.....	3-49
3.1.1	Hardware Sources	3-50
3.1.2	Organization of this Section	3-50
3.2	Performance Requirements	3-50
3.2.1	Accuracy Requirements	3-51
3.2.2	Environmental Requirements.....	3-52
3.2.3	Election Management System (EMS) Requirements.....	3-57
3.2.4	Vote Recording Requirements	3-57
3.2.5	Paper-based Conversion Requirements	3-62
3.2.6	Processing Requirements	3-64
3.2.7	Reporting Requirements	3-66
3.2.8	Vote Data Management Requirements	3-67
3.3	Physical Characteristics	3-68
3.3.1	Size.....	3-68
3.3.2	Weight.....	3-68
3.3.3	Transport and Storage of Precinct Systems	3-68
3.4	Design, Construction, and Maintenance Characteristics.....	3-69
3.4.1	Materials, Processes, and Parts	3-69
3.4.2	Durability	3-69
3.4.3	Reliability.....	3-69
3.4.4	Maintainability.....	3-70
3.4.5	Availability	3-71
3.4.6	Product Marking	3-72
3.4.7	Workmanship	3-73
3.4.8	Safety	3-73

3.4.9 Human Engineering—Controls and Displays.....3-73

4 SOFTWARE STANDARDS..... 4-75

4.1 Scope4-75

4.1.1 Software Sources4-76

4.1.2 Location and Control of Software and Hardware on Which it Operates4-76

4.1.3 Exclusions.....4-77

4.2 Software Design and Coding Standards.....4-77

4.2.1 Selection of Programming Languages4-78

4.2.2 Software Integrity4-78

4.2.3 Software Modularity and Programming4-78

4.2.4 Control Constructs4-80

4.2.5 Naming Conventions4-80

4.2.6 Coding Conventions4-81

4.2.7 Comment Conventions4-81

4.3 Data and Document Retention4-82

4.4 Audit Record Data.....4-82

4.4.1 Pre-election Audit Records.....4-82

4.4.2 System Readiness Audit Records4-83

4.4.3 In-Process Audit Records4-84

4.4.4 Vote Tally Data4-85

4.5 Vote Secrecy (DRE Systems)4-85

5 TELECOMMUNICATIONS..... 5-87

5.1 Scope5-87

5.1.1 Types of Components5-88

5.1.2 Telecommunications Operations and Providers5-89

5.1.3 Data Transmissions.....5-90

5.2 Design, Construction, and Maintenance Requirements.....5-90

5.2.1 Accuracy5-91

5.2.2 Durability.....5-91

5.2.3 Reliability5-91

5.2.4 Maintainability.....5-91

5.2.5 Availability5-91

5.2.6 Integrity.....5-91

5.2.7 Confirmation.....5-92

6 SECURITY STANDARDS 6-93

6.1 Scope6-93

6.1.1 System Components and Sources6-94

6.1.2 Location and Control of Software and Hardware on Which it Operates6-94

- 6.1.3 Elements of Security Outside Vendor Control 6-95
- 6.1.4 Organization of this Section 6-95
- 6.2 Access Control..... 6-96**
 - 6.2.1 Access Control Policy..... 6-96
 - 6.2.2 Access Control Measures..... 6-97
- 6.3 Physical Security Measures 6-98**
 - 6.3.1 Polling Place Security 6-98
 - 6.3.2 Central Count Location Security 6-98
- 6.4 Software Security..... 6-98**
 - 6.4.1 Software and Firmware Installation..... 6-99
 - 6.4.2 Protection Against Malicious Software 6-99
- 6.5 Telecommunications and Data Transmission 6-99**
 - 6.5.1 Access Control 6-100
 - 6.5.2 Data Integrity 6-100
 - 6.5.3 Data Interception Prevention 6-100
 - 6.5.4 Protection Against External Threats 6-100
 - 6.5.5 Shared Operating Environment..... 6-102
 - 6.5.6 Access to Incomplete Election Returns and Interactive Queries..... 6-103
- 6.6 Security for Transmission of Official Data Over Public Communications Networks..... 6-103**
 - 6.6.1 General Security Requirements for Systems Transmitting Data Over Public Networks..... 6-103
 - 6.6.2 Voting Process Security for Casting Individual Ballots over a Public Telecommunications Network..... 6-104
- 7 QUALITY ASSURANCE 7-107**
 - 7.1 Scope..... 7-107
 - 7.2 General Requirements..... 7-107
 - 7.3 Components from Third Parties 7-108
 - 7.4 Responsibility for Tests 7-108
 - 7.5 Parts & Materials Special Tests and Examinations 7-108
 - 7.6 Quality Conformance Inspections..... 7-109
 - 7.7 Documentation 7-109
- 8 CONFIGURATION MANAGEMENT 8-111**
 - 8.1 Scope..... 8-111
 - 8.1.1 Configuration Management Requirements 8-111

8.1.2	Organization of Configuration Management Standards	8-112
8.1.3	Application of Configuration Management Requirements.....	8-112
8.2	Configuration Management Policy	8-113
8.3	Configuration Identification.....	8-113
8.3.1	Structuring and Naming Configuration Items	8-113
8.3.2	Versioning Conventions	8-113
8.4	Baseline, Promotion, and Demotion Procedures	8-114
8.5	Configuration Control Procedures	8-114
8.6	Release Process	8-114
8.7	Configuration Audits.....	8-115
8.7.1	Physical Configuration Audit	8-115
8.7.2	Functional Configuration Audit.....	8-116
8.8	Configuration Management Resources	8-116
9	OVERVIEW OF QUALIFICATION TESTS	9-119
9.1	Scope	9-119
9.2	Documentation Submitted by Vendor	9-120
9.3	Voting Equipment Submitted by Vendor.....	9-121
9.4	Testing Scope.....	9-121
9.4.1	Test Categories	9-122
9.4.2	Sequence of Tests and Audits.....	9-126
9.5	Test Applicability.....	9-126
9.5.1	General Applicability	9-126
9.5.2	Modifications to Qualified Systems	9-127
9.6	Qualification Test Process	9-128
9.6.1	Pre-test Activities.....	9-129
9.6.2	Qualification Testing	9-130
9.6.3	Qualification Report Issuance and Post-test Activities	9-133
9.6.4	Resolution of Testing Issues.....	9-134
10	APPENDIX A - GLOSSARY	10-135
11	APPENDIX B - APPLICABLE DOCUMENTS.....	11-143
11.1	Documents Incorporated in the Standards	11-143

- 11.2 Standards Development Documents 11-144
- 11.3 Guidance Documents..... 11-146
- 12 APPENDIX C – USABILITY 12-149
 - 12.1 Scope..... 12-149
 - 12.2 General Principles..... 12-150
 - 12.3 Overall Design and Layout of the Voter Workspace 12-151
 - 12.4 Ballot Legibility and Understandability 12-152
 - 12.5 Information Grouping..... 12-154
 - 12.6 Voting Input Fields 12-155
 - 12.7 Navigation and Manipulation of Ballots..... 12-156
 - 12.8 Preventing and Minimizing Voter Errors 12-157
 - 12.9 Help and System Failure 12-158
 - 12.10 Voter Familiarization and Training..... 12-159

1

Introduction

1.1 Objectives and Usage of the Voting System Standards

State and local officials today are confronted with increasingly complex voting system technology and an increased risk of voting system failure. Responding to calls for assistance from the states, the United States Congress authorized the Federal Election Commission (FEC) to develop voluntary national voting systems standards for computer-based systems. The resulting FEC Voting System Standards (“the Standards”) seek to aid state and local election officials in ensuring that new voting systems are designed to function accurately and reliably, thus ensuring the system’s integrity. States are free to adopt the Standards in whole or in part. States may also choose to enact stricter performance requirements for systems used in their jurisdictions.

The Standards specify minimum functional requirements, performance characteristics, documentation requirements, and test evaluation criteria. For the most part, the Standards address what a voting system should reliably do, not how system components should be configured to meet these requirements. It is not the intent of the Standards to impede the design and development of new, innovative equipment by vendors. Furthermore, the Standards balance risk and cost by requiring voting systems to have essential, but not excessive, capabilities.

The Standards are not intended to define appropriate election administration practices. However, the total integrity of the election process can only be ensured if implementation of the Standards is coupled with effective election administration practices.

The Standards are intended for use by multiple audiences to support their respective roles in the development, testing, and acquisition of voting systems:

- ◆ Authorities responsible for the analysis and testing of such systems in support of qualification and/or certification of systems for purchase within a designated jurisdiction;

- ◆ State and local agencies evaluating voting systems to be procured within their jurisdictions; and
- ◆ Designers and manufacturers of voting systems.

1.2 Development History for Initial Standards

Much of the groundwork for the Standards' development was laid by a national study conducted in 1975 by the National Bureau of Standards, now known as the National Institute of Standards and Technology (NIST). This study was requested by the FEC's Office of Election Administrator's predecessor, the Office of Federal Elections of the General Accounting Office. The report, "Effective Use of Computing Technology in Vote-Tallying," made a number of recommendations bearing directly on the Standards project. After analyzing computer-related election problems encountered in the past, the report concluded that one of the basic causes for these difficulties was the lack of appropriate technical skill at the state and local level for developing or implementing sophisticated and complex standards against which voting system hardware and software could be tested.

Following the release of this report, Congress mandated that the FEC, with the cooperation and assistance of the National Bureau of Standards, study and report on the feasibility of developing "voluntary engineering and procedural performance standards for voting systems used in the United States." (2 U.S.C. §431 Note) The resulting 1983 study cited a substantial number of technical and managerial problems that affected the integrity of the vote counting process. It also asserted the need for a federal agency to develop national performance standards that could be used as a tool by state and local election officials in the testing, certification, and procurement of computer-based voting systems. In 1984, Congress approved initial funding for the Standards.

The FEC held a series of public hearings in developing the initial Standards. State and local election officials, election system vendors, technical consultants, and others reviewed drafts of the proposed criteria. The FEC considered their many comments and made appropriate revisions. Before final issuance, the FEC publicly announced the availability of the latest draft of the Standards in the Federal Register and requested that all interested parties submit final comments. The FEC meticulously reviewed all responses to the notice and incorporated corrections and suitable suggestions. Ultimately, the final product was the result of considerable deliberation, close consultation with election officials, and careful consideration of comments from all interested parties.

In January 1990, the FEC issued the performance standards and testing procedures for punchcard, marksense, and direct recording electronic (DRE) voting systems. The Standards did not cover paper ballot and mechanical lever systems because paper ballots are sufficiently self-explanatory not to require technical standards and mechanical lever systems are no longer manufactured or sold in the United States. The FEC also did not incorporate requirements for mainframe computer hardware because

it was reasonable to assume that sufficient engineering and performance criteria already governed the operation of mainframe computers. However, vote tally software installed on mainframes is covered by the Standards.

1.3 Update of the Standards

Today, over two-thirds of the States have adopted the Standards in whole or in part. As a result, the voting systems marketed today are dramatically improved. Election officials are better assured that the voting systems they procure will work accurately and reliably. Voting system failures are declining, and now primarily involve pre-Standard equipment, untested equipment configurations, or the mismanagement of tested equipment. Overall, systems integrity and the election processes have improved markedly.

However, advances in voting technology, legislative changes, and the proliferation of electronic voting systems make an update of the Standards necessary. The industry has been marked by widespread integration of personal computer technology and non-mainframe servers into DRE voting systems.

In addition, voting systems need to be responsive to the Americans with Disabilities Act (ADA) of 1990 and guidelines developed to assist in implementing the ADA.

1.4 Accessibility for Individuals with Disabilities

Voters and election officials who use voting systems represent a broad spectrum of the population, and include individuals with disabilities who may have difficulty using traditional voting systems. In developing accessibility provisions for the Standards, the FEC requested assistance from the Access Board, the federal agency in the forefront of promulgating accessibility provisions. The Access Board submitted technical standards designed to meet the diverse needs of voters with a broad range of disabilities. The FEC has adopted the entirety of the Access Board's recommendations and incorporated them into the Standards. These recommendations comprise the bulk of the accessibility provisions found in Section 2.2.7. Implementing these provisions, however, will not entirely eliminate the need to accommodate the needs of some disabled voters by human interface.

The FEC anticipates that during the lifetime of this version of the Standards increased obligations will be placed upon election officials at every jurisdictional level to provide voting equipment tailored to meet the needs of voters with disabilities. To facilitate jurisdictions in meeting accessibility needs, the Standards mandate that most voting systems incorporate some accessible voting capabilities. The Standards also

mandate that systems incorporating a DRE component meet specific technological requirements. To do so, it is anticipated that a vendor will have to either configure all of the system's voting stations to meet the accessibility specifications or will have to design a unique station that conforms to the accessibility requirements and is part of the overall voting system configuration.

Under no circumstances should compliance with requirements for accessibility be viewed as mutually exclusive from compliance with any other provision of the Standards. If a voting system contains a machine uniquely designed to meet the accessibility requirements, such a machine will be tested for compliance with the accessibility requirements, as well as for compliance with all of the DRE standards, in order to ensure that an accessible machine does not unintentionally abrogate the mandates of the Standards.

1.5 Definitions

The Standards contain terms describing function, design, documentation, and testing attributes of equipment and computer programs. Unless otherwise specified, the intended sense of technical terms is that which is commonly used by the information technology industry. In some cases terminology is specific to elections or voting systems, and a glossary of those terms is contained in Appendix A. Non-technical terms not listed in Appendix A shall be interpreted according to their standard dictionary definitions.

Additionally, the following terms are defined below:

- ◆ Voting system;
- ◆ Paper-based voting system;
- ◆ Direct record electronic (DRE) voting system;
- ◆ Public network direct record electronic (DRE) voting systems;
- ◆ Precinct count voting system; and
- ◆ Central count voting system.

1.5.1 Voting System

A voting system is a combination of mechanical, electromechanical, or electronic equipment. It includes the software required to program, control, and support the equipment that is used to define ballots; to cast and count votes; to report and/or display election results; and to maintain and produce all audit trail information. A

voting system may also include the transmission of results over telecommunication networks.

Additionally, a voting system includes the associated documentation used to operate the system, maintain the system, identify system components and their versions, test the system during its development and maintenance, maintain records of system errors and defects, and determine specific changes made after system qualification. By definition, this includes all documentation required in Section 9.4.

Traditionally, a voting system has been defined by the mechanism the system uses to cast votes and further categorized by the location where the system tabulates ballots. However, the Standards recognize that as the industry develops unique solutions to various challenges and as voting systems become more responsive to the needs of election officials and voters, the rigid dichotomies between voting system types may be blurred. Innovations that use a fluid understanding of system types can greatly improve the voting system industry, but only if controls are in place to monitor and control integrity through the proper evaluation of the system brought for qualification.

As such, vendors that submit a system that integrates components from more than one traditional system type or a system that includes components not addressed in this Standard shall submit the results of all beta tests of the new system. Vendors also shall submit a proposed test plan to the appropriate independent test authority recognized by the National Association of State Election Directors (NASSED) to conduct national qualification testing of voting systems. The Standards permit vendors to produce or utilize interoperable components of a voting system that are tested within the full voting system configuration.

1.5.2 Paper-Based Voting System

A Paper-Based Voting System, (referred to in the initial Standards as a Punchcard and Marksense [P&M] Voting System) records votes, counts votes, and produces a tabulation of the vote count from votes cast on paper cards or sheets. A punchcard voting system allows a voter to record votes by means of holes punched in designated voting response locations. A marksense voting system allows a voter to record votes by means of marks made by the voter directly on the ballot, usually in voting response locations. Additionally, a paper based system may record votes using other approaches whereby the voter's selections are indicated by marks made on a paper ballot by an electronic input device, as long as such an input device does not independently record, store, or tabulate the voters selections.

1.5.3 Direct Record Electronic (DRE) Voting System

A Direct Record Electronic (DRE) Voting System records votes by means of a ballot display provided with mechanical or electro-optical components that can be activated by the voter; that processes data by means of a computer program; and that records voting data and ballot images in memory components. It produces a tabulation of the voting data stored in a removable memory component and as printed copy. The system may also provide a means for transmitting individual ballots or vote totals to a central location for consolidating and reporting results from precincts at the central location.

1.5.4 Public Network Direct Record Electronic (DRE) Voting System

A Public Network Direct Record Electronic (DRE) Voting System is an election system that uses electronic ballots and transmits vote data from the polling place to another location over a public network as defined in Section 5.1.2. Vote data may be transmitted as individual ballots as they are cast, periodically as batches of ballots throughout the election day, or as one batch at the close of voting. For purposes of the Standards, Public Network DRE Voting Systems are considered a form of DRE Voting System and are subject to the standards applicable to DRE Voting Systems. However, because transmitting vote data over public networks relies on equipment beyond the control of the election authority, the system is subject to additional threats to system integrity and availability. Therefore, additional requirements discussed in Section 5 and 6 apply.

The use of public networks for transmitting vote data must provide the same level of integrity as other forms of voting systems, and must be accomplished in a manner that precludes three risks to the election process: automated casting of fraudulent votes, automated manipulation of vote counts, and disruption of the voting process such that the system is unavailable to voters during the time period authorized for system use.

1.5.5 Precinct Count Voting System

A Precinct Count Voting System is a voting system that tabulates ballots at the polling place. These systems typically tabulate ballots as they are cast, and print the results after the close of polling. For DREs, and for some paper-based systems, these systems provide electronic storage of the vote count and may transmit results to a central location over public telecommunication networks.

1.5.6 Central Count Voting System

A Central Count Voting System is a voting system that tabulates ballots from multiple precincts at a central location. Voted ballots are typically placed into secure storage at the polling place. Stored ballots are transported or transmitted to a central counting place. The systems produce a printed report of the vote count, and may produce a report stored on electronic media.

1.6 Application of the Standards and Test Specifications

The Standards apply to all system hardware, software, telecommunications, and documentation intended for use to:

- ◆ Prepare the voting system for use in an election;
- ◆ Produce the appropriate ballot formats;
- ◆ Test that the voting system and ballot materials have been properly prepared and are ready for use;
- ◆ Record and count votes;
- ◆ Consolidate and report results;
- ◆ Display results on-site or remotely; and
- ◆ Maintain and produce all audit trail information.

In general, the Standards define functional requirements and performance characteristics that can be assessed by a series of defined tests . Standards are mandatory requirements and are designated by use of the term “shall.”

Some voting systems use one or more readily available commercial off-the-shelf (COTS) devices (such as card readers, printers, or personal computers) or software products (such as operating systems, programming language compilers, or database management systems). COTS devices and software are exempted from certain portions of the qualification testing process as defined herein, as long as such products are not modified for use in a voting system.

Generally, voting systems are subject to the following three testing phases prior to being purchased or leased:

- ◆ Qualification tests;
- ◆ State certification tests; and

- ◆ State and/or local acceptance tests.

1.6.1 Qualification Tests

Qualification tests validate that a voting system meets the requirements of the Standards and performs according to the vendor's specifications for the system. Such tests encompass the examination of software; the inspection and evaluation of system documentation; tests of hardware under conditions simulating the intended storage, operation, transportation, and maintenance environments; operational tests to validate system performance and function under normal and abnormal conditions; and examination of the vendor's system development, testing, quality assurance, and configuration management practices. Qualification tests address individual system components or elements, as well as the integrated system as a whole.

Since 1994, qualification tests for voting systems have been performed by Independent Test Authorities (ITAs) certified by the National Association of State Election Directors (NASED). NASED has certified an ITA for either the full scope of qualification testing or a distinct subset of the total scope of testing. To date, ITAs have been certified only for distinct subsets of testing. Upon the successful completion of testing by an ITA, the ITA issues a Qualification Test Report to the vendor and NASED. The qualification test report remains valid for as long as the voting system remains unchanged.

Upon receipt of test reports that address the full scope of testing, NASED issues a Qualification Number that indicates the system has been tested by certified ITAs for compliance with the Standards and qualifies for the certification process of states that have adopted the Standards. The Qualification Number applies to the system as a whole, and does not apply to individual system components or untested configurations.

After a system has completed qualification testing, further examination of a system is required if modifications are made to hardware, software, or telecommunications, including the installation of software on different hardware. Vendors request review of modifications by the appropriate ITA based on the nature and scope of changes made and the scope of the ITA's role in NASED qualification. The ITA will determine the extent to which the modified system should be resubmitted for qualification testing and the extent of testing to be conducted.

Generally, a voting system remains qualified under the standards against which it was tested, as long as no modifications not approved by an ITA are made to the system. However, if a new threat to a particular voting system is discovered, it is the prerogative of NASED to determine which qualified voting systems are vulnerable, whether those systems need to be retested, and the specific tests to be conducted. In addition, when new standards supersede the standards under which the system was qualified, it is the prerogative of NASED to determine when systems that were qualified under the earlier standards will lose their qualification, unless they are tested to meet current standards.

Among other things, qualification testing complements and evaluates the vendor's developmental testing and beta testing. The ITA is expected to evaluate the completeness of the vendor's developmental test program, including the sufficiency of vendor tests conducted to demonstrate compliance with the Standards as well as the system's performance specifications. The ITA undertakes sample testing of the vendor's test modules and also designs independent system-level tests to supplement and check those designed by the vendor. Although some of the qualification tests are based on those prescribed in the Military Standards, in most cases the test conditions are less stringent, reflecting commercial, rather than military, practice.

1.6.2 Certification Tests

Certification tests are performed by individual states, with or without the assistance of outside consultants, to:

- ◆ Confirm that the voting system presented is the same as the one qualified through the Standards;
- ◆ Test for the proper implementation of state-specific requirements;
- ◆ Establish a baseline for future evaluations or tests of the system, such as acceptance testing or state review after modifications have been made; and
- ◆ Define acceptance tests.

Precise certification test scripts are not included in the Standards, as they must be defined by the state, with its laws, election practices, and needs in mind. However, it is recommended that they not duplicate qualification tests, but instead focus on functional tests and qualitative assessment to ensure that the system operates in a manner that is acceptable under state law. If a voting system is modified after state certification, it is recommended that States reevaluate the system to determine if further certification testing is warranted.

Certification tests performed by individual states typically rely on information contained in documentation provided by the vendor for system design, installation, operations, required facilities and supplies, personnel support and other aspects of the voting system. States and jurisdictions may define information and documentation requirements additional to those defined in the Standards. By design, the Standards, and qualification testing of voting systems for compliance with the Standards, do not address these additional requirements. However, qualification testing addresses all capabilities of a voting system stated by the vendor in the system documentation submitted to an ITA, including additional capabilities that are not required by the Standards.

1.6.3 Acceptance Tests

Acceptance tests are performed at the state or local jurisdiction level upon system delivery by the vendor to:

- ◆ Confirm that the system delivered is the specific system qualified by NASED and, when applicable, certified by the state;
- ◆ Evaluate the degree to which delivered units conform to both the system characteristics specified in the procurement documentation, and those demonstrated in the qualification and certification tests; and
- ◆ Establish a baseline for any future required audits of the system.

Some of the operational tests conducted during qualification may be repeated during acceptance testing.

1.7 Outline of Contents

The organization of the Standards has been simplified to facilitate its use. *Volume I, Voting System Performance Standards*, is intended for use by the broadest audience, including voting system developers, equipment manufacturers and suppliers, independent test authorities, local agencies that purchase and deploy voting systems, state organizations that certify a system prior to procurement by a local jurisdiction, and public interest organizations that have an interest in voting systems and voting systems standards.

- ◆ Section 2 describes the functional capabilities required of voting systems.
- ◆ Sections 3 through 6 describe specific performance standards for election system hardware, software, telecommunications and security, respectively.
- ◆ Sections 7 and 8 describe practices for quality assurance and configuration management, respectively, to be used by vendors, and required information about vendor practices that will be reviewed in concert with system qualification and certification test processes and system purchase decisions.
- ◆ Section 9 provides an overview of the test and measurement process used by test authorities for qualification and re-qualification of voting systems.
- ◆ Appendix A provides a glossary of important terms used in Volume I.
- ◆ Appendix B lists the publications that were used for guidance in the preparation of the Standards. These publications contain information that is useful in interpreting and complying with the requirements of the Standards.
- ◆ Appendix C addresses issues of usability of voting systems, commonly referred to as “human factors.” This appendix does not represent mandates that

voting systems will be tested against, but rather contain recommendations and best practices on usability issues designed to provide vendors and election officials with guidance on designing and procuring systems that are easy and intuitive to use by voters.

Volume II, Voting System Qualification Testing Standards describes the standards for the technical information submitted by the vendor to support testing; the development of test plans by the ITA for initial system testing and testing of system modifications; the conduct of system qualification tests by the ITA; and the test reports generated by the ITA. This volume complements the content of Volume I and it is intended primarily for use by ITAs, state organizations that certify a system, and vendors.

2

Functional Capabilities

2.1 Scope

This section contains standards detailing the functional capabilities required of a voting system. This section sets out precisely what it is that a voting system is required to do. In addition, this section sets forth the minimum actions a voting system must be able to perform to be eligible for qualification.

For organizational purposes, functional capabilities are categorized by the phase of election activity in which they are required:

- ◆ **Overall Capabilities:** These functional capabilities apply throughout the election process. They include security, accuracy, integrity, system auditability, election management system, vote tabulation, ballot counters, telecommunications, and data retention.
- ◆ **Pre-voting Capabilities:** These functional capabilities are used to prepare the voting system for voting. They include ballot preparation, the preparation of election-specific software (including firmware), the production of ballots or ballot pages, the installation of ballots and ballot counting software (including firmware), and system and equipment tests.
- ◆ **Voting Capabilities:** These functional capabilities include all operations conducted at the polling place by voters and officials including the generation of status messages.
- ◆ **Post-voting Capabilities:** These functional capabilities apply after all votes have been cast. They include closing the polling place; obtaining reports by voting machine, polling place, and precinct; obtaining consolidated reports; and obtaining reports of audit trails.
- ◆ **Maintenance, Transportation and Storage Capabilities:** These capabilities are necessary to maintain, transport, and store voting system equipment.

In recognition of the diversity of voting systems, the Standards apply specific requirements to specific technologies. Some of the Standards apply only if the system incorporates certain optional functions (for example, voting systems employing telecommunications to transmit voting data). For each functional capability, common standards are specified. Where necessary, common standards are followed by standards applicable to specific technologies (i.e., paper-based or DRE) or intended use (i.e., central or precinct count).

2.2 Overall System Capabilities

This section defines required functional capabilities that are system-wide in nature and not unique to pre-voting, voting, and post-voting operations. All voting systems shall provide the following functional capabilities:

- ◆ Security;
- ◆ Accuracy;
- ◆ Error recovery;
- ◆ Integrity;
- ◆ System auditability;
- ◆ Election management system;
- ◆ Accessibility;
- ◆ Vote tabulating;
- ◆ Ballot counters; and
- ◆ Data Retention.

Voting systems may also include telecommunications components. Technical standards for these capabilities are described in Sections 3 through 6 of the Standards.

2.2.1 Security

System security is achieved through a combination of technical capabilities and sound administrative practices. To ensure security, all systems shall:

- a. Provide security access controls that limit or detect access to critical system components to guard against loss of system integrity, availability, confidentiality, and accountability.

- b. Provide system functions that are executable only in the intended manner and order, and only under the intended conditions.
- c. Use the system's control logic to prevent a system function from executing if any preconditions to the function have not been met.
- d. Provide safeguards to protect against tampering during system repair, or interventions in system operations, in response to system failure.
- e. Provide security provisions that are compatible with the procedures and administrative tasks involved in equipment preparation, testing, and operation.
- f. If access to a system function is to be restricted or controlled, the system shall incorporate a means of implementing this capability.
- g. Provide documentation of mandatory administrative procedures for effective system security.

2.2.2 Accuracy

Memory hardware, such as semiconductor devices and magnetic storage media, must be accurate. The design of equipment in all voting systems shall provide for the highest possible levels of protection against mechanical, thermal, and electromagnetic stresses that impact system accuracy. Section 3 provides additional information on susceptibility requirements.

2.2.2.1 Common Standards

To ensure vote accuracy, all systems shall:

- a. Record the election contests, candidates, and issues exactly as defined by election officials;
- b. Record the appropriate options for casting and recording votes;
- c. Record each vote precisely as indicated by the voter and be able to produce an accurate report of all votes cast;
- d. Include control logic and data processing methods incorporating parity and check-sums (or equivalent error detection and correction methods) to demonstrate that the system has been designed for accuracy; and
- e. Provide software that monitors the overall quality of data read-write and transfer quality status, checking the number and types of errors that occur in any of the relevant operations on data and how they were corrected.

2.2.2.2 DRE System Standards

As an additional means of ensuring accuracy in DRE systems, voting devices shall record and retain redundant copies of the original ballot image. A ballot image is an electronic record of all votes cast by the voter, including undervotes.

2.2.3 Error Recovery

To recover from a non-catastrophic failure of a device, or from any error or malfunction that is within the operator's ability to correct, the system shall provide the following capabilities:

- a. Restoration of the device to the operating condition existing immediately prior to the error or failure, without loss or corruption of voting data previously stored in the device;
- b. Resumption of normal operation following the correction of a failure in a memory component, or in a data processing component, including the central processing unit; and
- c. Recovery from any other external condition that causes equipment to become inoperable, provided that catastrophic electrical or mechanical damage due to external phenomena has not occurred.

2.2.4 Integrity

Integrity measures ensure the physical stability and function of the vote recording and counting processes.

2.2.4.1 Common Standards

To ensure system integrity, all systems shall:

- a. Protect, by a means compatible with these Standards, against a single point of failure that would prevent further voting at the polling place;
- b. Protect against the interruption of electronic power;
- c. Protect against generated or induced electromagnetic radiation;
- d. Protect against ambient temperature and humidity fluctuations;
- e. Protect against the failure of any data input or storage device;

- f. Protect against any attempt at improper data entry or retrieval;
- g. Record and report the date and time of normal and abnormal events;
- h. Maintain a permanent record of all original audit data that cannot be modified or overridden but may be augmented by designated authorized officials in order to adjust for errors or omissions (e.g. during the canvassing process.)
- i. Detect and record every event, including the occurrence of an error condition that the system cannot overcome, and time-dependent or programmed events that occur without the intervention of the voter or a polling place operator; and
- j. Include built-in measurement, self-test, and diagnostic software and hardware for detecting and reporting the system's status and degree of operability.

2.2.4.2 DRE Systems Standards

In addition to the common standards, DRE systems shall:

- a. Maintain a record of each ballot cast using a process and storage location that differs from the main vote detection, interpretation, processing, and reporting path; and
- b. Provide a capability to retrieve ballot images in a form readable by humans.

2.2.5 System Audit

This section describes the context and purpose of voting system audits and sets forth specific functional requirements. Additional technical audit requirements are set forth in Section 4.

2.2.5.1 System Audit Purpose and Context

Election audit trails provide the supporting documentation for verifying the correctness of reported election results. They present a concrete, indestructible archival record of all system activity related to the vote tally, and are essential for public confidence in the accuracy of the tally, for recounts, and for evidence in the event of criminal or civil litigation.

The following audit trail requirements are based on the premise that system-generated creation and maintenance of audit records reduces the chance of error associated with manually generated audit records. Because most audit capability is automatic, the system operator has less information to track and record, and is less likely to make mistakes or omissions.

The sections that follow present operational requirements critical to acceptable performance and reconstruction of an election. Requirements for the content of audit records are described in Section 4 of the Standards.

The requirements for all system types, both precinct and central count, are described in generic language. Because the actual implementation of specific characteristics may vary from system to system, it is the responsibility of the vendor to describe each system's characteristics in sufficient detail that ITAs and system users can evaluate the adequacy of the system's audit trail. This description shall be incorporated in the System Operating Manual, which is part of the Technical Data Package (TDP).

Documentation of items such as paper ballots delivered and collected, administrative procedures for system security, and maintenance performed on voting equipment are also part of the election audit trail, but are not covered in these technical standards. Future volumes of the Standards will address these and other system operations practices. In the interim, useful guidance is provided by the *Innovations in Election Administration #10, Ballot Security and Accountability*, available from the FEC's Office of Election Administration.

2.2.5.2 Operational Requirements

Audit records shall be prepared for all phases of elections operations performed using devices controlled by the jurisdiction or its contractors. These records rely upon automated audit data acquisition and machine-generated reports, with manual input of some information. These records shall address the ballot preparation and election definition phase, system readiness tests, and voting and ballot-counting operations. The software shall activate the logging and reporting of audit data as described in the following sections.

2.2.5.2.1 Time, Sequence, and Preservation of Audit Records

The timing and sequence of audit record entries is as important as the data contained in the record. All voting systems shall meet the following requirements for time, sequence and preservation of audit records:

- a. Except where noted, systems shall provide the capability to create and maintain a real-time audit record. This capability records and provides the operator or precinct official with continuous updates on machine status. This information allows effective operator identification of an error condition requiring intervention, and contributes to the reconstruction of election-related events necessary for recounts or litigation.
- b. All systems shall include a real-time clock as part of the system's hardware. The system shall maintain an absolute record of the time and date or a record relative to some event whose time and data are known and recorded.
- c. All audit record entries shall include the time-and-date stamp.

- d. The audit record shall be active whenever the system is in an operating mode. This record shall be available at all times, though it need not be continually visible.
- e. The generation of audit record entries shall not be terminated or altered by program control, or by the intervention of any person. The physical security and integrity of the record shall be maintained at all times.
- f. Once the system has been activated for any function, the system shall preserve the contents of the audit record during any interruption of power to the system until processing and data reporting have been completed.
- g. The system shall be capable of printing a copy of the audit record. A separate printer is not required for the audit record, and the record may be produced on the standard system printer if all the following conditions are met:
 - 1) The generation of audit trail records does not interfere with the production of output reports;
 - 2) The entries can be identified so as to facilitate their recognition, segregation, and retention; and
 - 3) The audit record entries are kept physically secure.

2.2.5.2.2 Error Messages

All voting systems shall meet the following requirements for error messages:

- a. The system shall generate, store, and report to the user all error messages as they occur;
- b. All error messages requiring intervention by an operator or precinct official shall be displayed or printed unambiguously in easily understood language text, or by means of other suitable visual indicators;
- c. When the system uses numerical error codes for trained technician maintenance or repair, the text corresponding to the code shall be self-contained, or affixed inside the unit device. This is intended to reduce inappropriate reactions to error conditions, and to allow for ready and effective problem correction;
- d. All error messages for which correction impacts vote recording or vote processing shall be written in a manner that is understandable to an election official who possesses training on system use and operation, but does not possess technical training on system servicing and repair;
- e. The message cue for all systems shall clearly state the action to be performed in the event that voter or operator response is required;
- f. System design shall ensure that erroneous responses will not lead to irreversible error; and

- g. Nested error conditions shall be corrected in a controlled sequence such that system status shall be restored to the initial state existing before the first error occurred.

2.2.5.2.3 Status Messages

The Standards provide latitude in software design so that vendors can consider various user processing and reporting needs. The jurisdiction may require some status and information messages to be displayed and reported in real-time. Messages that do not require operator intervention may be stored in memory to be recovered after ballot processing has been completed.

The system shall display and report critical status messages using unambiguous indicators or English language text. The system need not display non-critical status messages at the time of occurrence. Systems may display non-critical status messages (i.e., those that do not require operator intervention) by means of numerical codes for subsequent interpretation and reporting as unambiguous text.

Systems shall provide a capability for the status messages to become part of the real-time audit record. The system shall provide a capability for a jurisdiction to designate critical status messages.

2.2.5.3 COTS General Purpose Computer System Requirements

Further requirements must be applied to COTS operating systems to ensure completeness and integrity of audit data for election software. These operating systems are capable of executing multiple application programs simultaneously. These systems include both servers and workstations (or “PCs”), including the many varieties of UNIX and Linux, and those offered by Microsoft and Apple. Election software running on these COTS systems is vulnerable to unintended effects from other user sessions, applications, and utilities, executing on the same platform at the same time as the election software.

“Simultaneous processes” of concern include unauthorized network connections, unplanned user logins, and unintended execution or termination of operating system processes. An unauthorized network connection or unplanned user login can host unintended processes and user actions, such as the termination of operating system audit, the termination of election software processes, or the deletion of election software audit and logging data. The execution of an operating system process could be a full system scan at a time when that process would adversely affect the election software processes. Operating system processes improperly terminated could be system audit or malicious code detection.

To counter these vulnerabilities, three operating system protections are required on all such systems on which election software is hosted. First, authentication shall be configured on the local terminal (display screen and keyboard) and on all external

connection devices (“network cards” and “ports”). This ensures that only authorized and identified users affect the system while election software is running.

Second, operating system audit shall be enabled for all session openings and closings, for all connection openings and closings, for all process executions and terminations, and for the alteration or deletion of any memory or file object. This ensures the accuracy and completeness of election data stored on the system. It also ensures the existence of an audit record of any person or process altering or deleting system data or election data.

Third, the system shall be configured to execute only intended and necessary processes during the execution of election software. The system shall also be configured to halt election software processes upon the termination of any critical system process (such as system audit) during the execution of election software.

2.2.6 Election Management System

The Election Management System (EMS) is used to prepare ballots and programs for use in casting and counting votes, and to consolidate, report, and display election results. An EMS shall generate and maintain a database, or one or more interactive databases, that enables election officials or their designees to perform the following functions:

- a. Define political subdivision boundaries and multiple election districts as indicated in the system documentation;
- b. Identify contests, candidates, and issues
- c. Define ballot formats and appropriate voting options;
- d. Generate ballots and election-specific programs for vote recording and vote counting equipment;
- e. Install ballots and election-specific programs;
- f. Test that ballots and programs have been properly prepared and installed;
- g. Accumulate vote totals at multiple reporting levels as indicated in the system documentation;
- h. Generate the post-voting reports required by Section 2.5; and
- i. Process and produce audit reports of the data indicated in Section 4.5.

2.2.7 Accessibility

The Standards provide requirements for voting systems to meet the accessibility needs of a broad range of voters with disabilities. To do so, it is anticipated that a vendor will have to either configure all of the system's voting stations to meet the accessibility specifications or will have to design a unique station that conforms to the accessibility requirements and is part of the overall voting system configuration. Efforts to meet the accessibility requirements shall not violate the privacy, secrecy, and integrity demands of the Standards.

2.2.7.1 Common Standards

To facilitate accessibility, all voting systems shall be capable of meeting the following conditions, as illustrated in Figures 2-1 through 2-4 :

- a. Where clear floor space only allows forward approach to an object, the maximum high forward reach allowed shall be 48 inches. The minimum low forward reach is 15 inches.
- b. Where forward reach is over an obstruction with knee space below, the maximum level forward reach is 25 inches. When the obstruction is less than 20 inches deep, the maximum high forward reach is 48 inches. When the obstruction projects 20 to 25 inches, the maximum high forward reach is 44 inches.
- c. The position of any operable control is determined with respect to a vertical plane that is 48 inches in length, centered on the operable control, and at the maximum protrusion of the product within the 48-inch length;
- d. Where any operable control is 10 inches or less behind the reference plane, have a height that is between 15 inches and 54 inches above the floor;
- e. Where any operable control is more than 10 inches and not more than 24 inches behind the reference plane, have a height between 15 inches and 46 inches above the floor; and
- f. Have operable controls that are not more than 24 inches behind the reference plane.

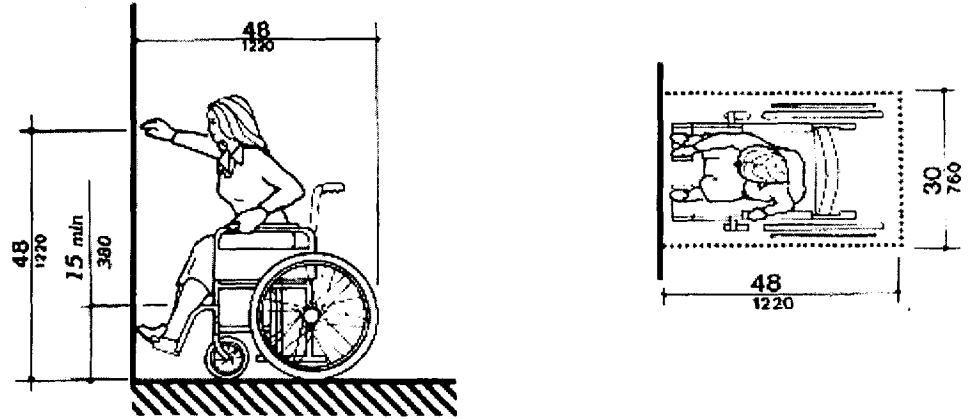
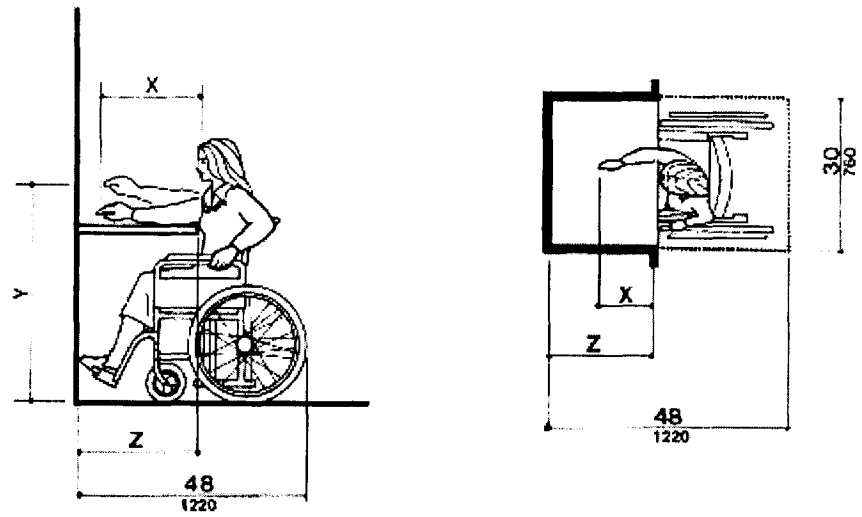
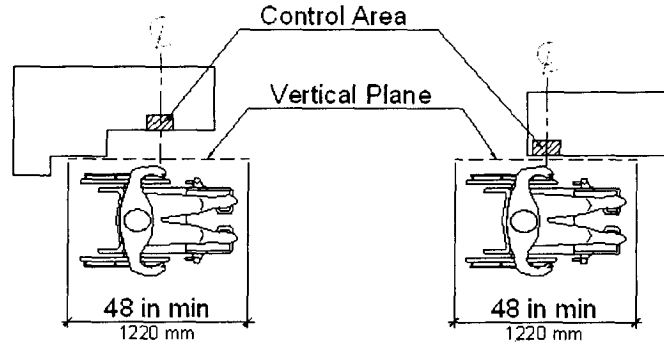


Figure 2-1



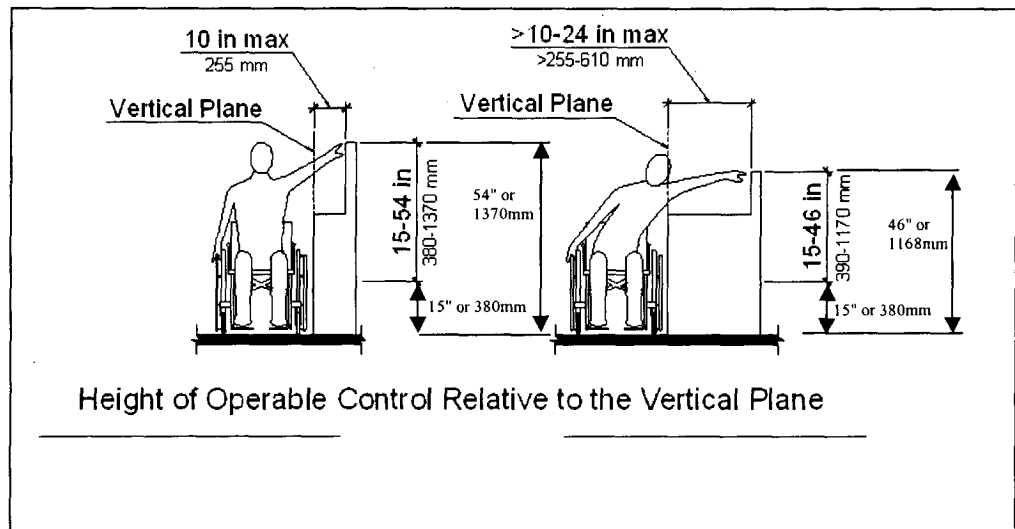
NOTE: x shall be \leq 25 in (635 mm); z shall be \geq x. When x < 20 in (510 mm), then y shall be 48 in (1220 mm) maximum. When x is 20 to 25 in (510 to 635 mm), then y shall be 44 in (1120 mm) maximum.

Figure 2-2



Vertical Plane Relative to the Operable Control

Figure 2-3



Height of Operable Control Relative to the Vertical Plane

Figure 2-4

2.2.7.2 DRE Standards

DRE voting systems shall provide, as part of their configuration, the capability to provide access to voters with a broad range of disabilities. This capability shall:

- a. Not require, the voter to bring their own assistive technology to a polling place;
- b. Provide audio information and stimulus that:

- 1) Communicates to the voter the complete content of the ballot;
 - 2) Provides instruction to the voter in operation of the voting device;
 - 3) Provides instruction so that the voter has the same vote capabilities and options as those provided by the system to individuals who are not using audio technology;
 - 4) For a system that supports write-in voting, enables the voter to review the voter's write-in input, edit that input, and confirm that the edits meet the voter's intent;
 - 5) Enables the voter to request repetition of any information provided by the system;
 - 6) Supports the use of headphones provided by the system that may be discarded after each use;
 - 7) Provides the audio signal through an industry standard connector for private listening using a 1/8 inch stereo headphone jack to allow individual voters to supply personal headsets; and
 - 8) Provides a volume control with an adjustable amplification up to a maximum of 105 dB that automatically resets to the default for each voter;
- c. Provide, in conformance with FCC Part 68, a wireless coupling for assistive devices used by people who are hard of hearing when a system utilizes a telephone style handset to provide audio information;
- d. Meet the requirements of ANSI C63.19-2001 Category 4 to avoid electromagnetic interference with assistive hearing devices;
- e. For electronic image displays, permit the voter to:
- 1) Adjust the contrast settings;
 - 2) Adjust color settings, when color is used; and
 - 3) Adjust the size of the text so that the height of capital letters varies over a range of 3 to 6.3 millimeters;
- f. For a device with touchscreen or contact-sensitive controls, provide an input method using mechanically operated controls or keys that shall:
- 1) Be tactilely discernible without activating the controls or keys;
 - 2) Be operatable with one hand and not require tight grasping, pinching, or twisting of the wrist;

- 3) Require a force less than 5 lbs (22.2 N) to operate; and
- 4) Provide no key repeat function;
- g. For a system that requires a response by a voter in a specific period of time, alert the voter before this time period has expired and allow the voter additional time to indicate that more time is needed;
- h. For a system that provides sound cues as a method to alert the voter about a certain condition, such as the occurrence of an error, or a confirmation, the tone shall be accompanied by a visual cue for users who cannot hear the audio prompt; and
- i. Provide a secondary means of voter identification or authentication when the primary means of doing so uses biometric measures that require a voter to possess particular biological characteristics.

2.2.8 Vote Tabulating Program

Each voting system shall have a vote tabulation program that will meet specific functional requirements.

2.2.8.1 Functions

The vote tabulating program software resident in each voting device, vote count server, or other devices shall include all software modules required to:

- a. Monitor system status and generate machine-level audit reports;
- b. Accommodate device control functions performed by polling place officials and maintenance personnel;
- c. Register and accumulate votes; and
- d. Accommodate variations in ballot counting logic.

2.2.8.2 Voting Variations

There are significant variations among the election laws of the 50 states with respect to permissible ballot contents, voting options, and the associated ballot counting logic. The TDP accompanying the system shall specifically identify which of the following items *can* and *cannot* be supported by the system, as well as *how* the system can implement the items supported:

- a. Closed primaries;
- b. Open primaries;
- c. Partisan offices;
- d. Non-partisan offices;
- e. Write-in voting;
- f. Primary presidential delegation nominations;
- g. Ballot rotation;
- h. Straight party voting;
- i. Cross-party endorsement;
- j. Split precincts;
- k. Vote for N of M;
- l. Recall issues, with options;
- m. Cumulative voting;
- n. Ranked order voting; and
- o. Provisional or challenged ballots.

2.2.9 Ballot Counter

For all voting systems, each device that tabulates ballots shall provide a counter that:

- a. Can be set to zero before any ballots are submitted for tally;
- b. Records the number of ballots cast during a particular test cycle or election;
- c. Increases the count only by the input of a ballot;
- d. Prevents or disables the resetting of the counter by any person other than authorized persons at authorized points; and
- e. Is visible to designated election officials.

2.2.10 Telecommunications

For all voting systems that use telecommunications for the transmission of data during pre-voting, voting or post-voting activities, capabilities shall be provided that ensure data are transmitted with no alteration or unauthorized disclosure during transmission. Such transmissions shall not violate the privacy, secrecy, and integrity demands of the

Standards. Section 5 of the Standards describes telecommunications standards that apply to, at a minimum, the following types of data transmissions:

- ◆ **Voter Authentication:** Coded information that confirms the identity of a voter for security purposes for a system that transmit votes individually over a public network;
- ◆ **Ballot Definition:** Information that describes to a voting machine the content and appearance of the ballots to be used in an election;
- ◆ **Vote Transmission to Central Site:** For systems that transmit votes individually over a public network, the transmission of a single vote to the county (or contractor) for consolidation with other county vote data;
- ◆ **Vote Count:** Information representing the tabulation of votes at any one of several levels: polling place, precinct, or central count; and
- ◆ **List of Voters:** A listing of the individual voters who have cast ballots in a specific election.

2.2.11 Data Retention

United States Code Title 42, Sections 1974 through 1974e, states that election administrators shall preserve for 22 months “all records and paper that came into (their) possession relating to an application, registration, payment of poll tax, or other act requisite to voting.” This retention requirement applies to systems that will be used at anytime for voting of candidates for Federal offices (e.g., Member of Congress, United States Senator, and/or Presidential Elector). Therefore, all systems shall provide for maintaining the integrity of voting and audit data during an election and for a period of at least 22 months thereafter.

Because the purpose of this law is to assist the Federal government in discharging its law enforcement responsibilities in connection with civil rights and elections crimes, its scope must be interpreted in keeping with that objective. The appropriate state or local authority must preserve all records that may be relevant to the detection and prosecution of federal civil rights or election crimes for the 22-month federal retention period, if the records were generated in connection with an election that was held in whole or in part to select federal candidates. It is important to note that Section 1974 does not require that election officials generate any specific type or classification of election record. However, if a record is generated, Section 1974 comes into force and the appropriate authority must retain the records for 22 months.

For 22-month document retention, the general rule is that all printed copy records produced by the election database and ballot processing systems shall be so labeled and archived. Regardless of system type, all audit trail information spelled out in subsection 4.5 of the Standards shall be retained in its original format, whether that be real-time logs generated by the system, or manual logs maintained by election personnel. The election audit trail includes not only in-process logs of election-night

(and subsequent processing of absentee or provisional ballots), but also time logs of baseline ballot definition formats, and system readiness and testing results.

In many voting systems, the source of election-specific data (and ballot formats) is a database or file. In precinct count systems, this data is used to program each machine, establish ballot layout, and generate tallying files. It is not necessary to retain this information on electronic media if there is an official, authenticatable printed copy of all final database information. However, it is recommended that the state or local jurisdiction also retain electronic records of the aggregate data for each device so that reconstruction of an election is possible without data re-entry. The same requirement and recommendation applies to vote results generated by each precinct device or system.

2.3 Pre-voting Functions

This section defines capabilities required to support functions performed prior to the opening of polls. All voting systems shall provide capabilities to support:

- ◆ Ballot preparation;
- ◆ Election programming;
- ◆ Ballot and program installation and control;
- ◆ Readiness testing;
- ◆ Verification at the polling place; and
- ◆ Verification at the central counting place.

The standards also include requirements to ensure compatible interfaces with the ballot definition process and the reporting of election results.

2.3.1 Ballot Preparation

Ballot preparation is the process of using election databases to define the specific contests, questions, and related instructions to be contained in ballots and to produce all permissible ballot layouts. Ballot preparation requirements include:

- ◆ General capabilities for ballot preparation;
- ◆ Ballot formatting; and
- ◆ Ballot production.

2.3.1.1 General Capabilities

All systems shall provide the general capabilities for ballot preparation.

2.3.1.1.1 Common Standards

All systems shall be capable of:

- a. Enabling the automatic formatting of ballots in accordance with the requirements for offices, candidates, and measures qualified to be placed on the ballot for each political subdivision and election district;
- b. Collecting and maintaining the following data:
 - 1) Offices and their associated labels and instructions;
 - 2) Candidate names and their associated labels; and
 - 3) Issues or measures and their associated text;
- c. Supporting the maximum number of potentially active voting positions as indicated in the system documentation;
- d. For a primary election, generating ballots that segregate the choices in partisan races by party affiliation;
- e. Generating ballots that contain identifying codes or marks uniquely associated with each format; and
- f. Ensuring that vote response fields, selection buttons, or switches properly align with the specific candidate names and/or issues printed on the ballot display, ballot card or sheet, or separate ballot pages.

2.3.1.1.2 Paper-Based System Standards

In addition to the common standards, paper-based systems shall meet the following standards applicable to the technology used:

- a. Enable voters to make selections by punching a hole or by making a mark in areas designated for this purpose upon each ballot card or sheet;
- b. For punchcard systems, ensure that the vote response fields can be properly aligned with punching devices used to record votes; and
- c. For marksense systems, ensure that the timing marks align properly with the vote response fields.

2.3.1.2 Ballot Formatting

Ballot formatting is the process by which election officials or their designees use election databases and vendor system software to define the specific contests and related instructions contained on the ballot and present them in a layout permitted by state law. All systems shall provide a capability for:

- a. Creation of newly defined elections;
- b. Rapid and error-free definition of elections and their associated ballot layouts;
- c. Uniform allocation of space and fonts used for each office, candidate, and contest such that the voter perceives no active voting position to be preferred to any other;
- d. Simultaneous display of the maximum number of choices for a single contest as indicated by the vendor in the system documentation;
- e. Retention of previously defined formats for an election;
- f. Prevention of unauthorized modification of any ballot formats; and
- g. Modification by authorized persons of a previously defined ballot format for use in a subsequent election.

2.3.1.3 Ballot Production

Ballot production is the process of converting ballot formats to a media ready for use in the physical ballot production or electronic presentation.

2.3.1.3.1 Common Standards

The voting system shall provide a means of printing or otherwise generating a ballot display that can be installed in all system voting devices for which it is intended. All systems shall provide a capability to ensure:

- a. The electronic display or printed document on which the user views the ballot is capable of rendering an image of the ballot in any of the languages required by The Voting Rights Act of 1965, as amended;
- b. The electronic display or printed document on which the user views the ballot does not show any advertising or commercial logos of any kind, whether public service, commercial, or political, unless specifically provided for in State law. Electronic displays shall not provide connection to such material through hyperlink; and
- c. The ballot conforms to vendor specifications for type of paper stock, weight, size, shape, size and location of punch or mark field used to record votes,

folding, bleed through, and ink for printing if paper ballot documents or paper displays are part of the system.

2.3.1.3.2 Paper-Based System Standards

In addition to the common standards, vendor documentation for marksense systems shall include specifications for ballot materials to ensure that vote selections are read from only a single ballot at a time, without detection of marks from multiple ballots concurrently (e.g., reading of bleed-through from other ballots).

2.3.2 Election Programming

Election programming is the process by which election officials or their designees use election databases and vendor system software to logically define the voter choices associated with the contents of the ballots. All systems shall provide for the:

- a. Logical definition of the ballot, including the definition of the number of allowable choices for each office and contest;
- b. Logical definition of political and administrative subdivisions, where the list of candidates or contests varies between polling places;
- c. Exclusion of any contest on the ballot in which the voter is prohibited from casting a ballot because of place of residence, or other such administrative or geographical criteria;
- d. Ability to select from a range of voting options to conform to the laws of the jurisdiction in which the system will be used; and
- e. Generation of all required master and distributed copies of the voting program, in conformance with the definition of the ballots for each voting device and polling place, and for each tabulating device.

2.3.3 Ballot and Program Installation and Control

All systems shall provide a means of installing ballots and programs on each piece of polling place or central count equipment in accordance with the ballot requirements of the election and the requirements of the jurisdiction in which the equipment will be used.

All systems shall include the following at the time of ballot and program installation:

- a. A detailed work plan or other documentation providing a schedule and steps for the software and ballot installation, which includes a table outlining the key dates, events and deliverables;

- b. A capability for automatically verifying that the software has been properly selected and installed in the equipment or in a programmable memory devices and for indicating errors; and
- c. A capability for automatically validating that software correctly matches the ballot formats that it is intended to process, for detecting errors, and for immediately notifying an election official of detected errors.

2.3.4 Readiness Testing

Election personnel conduct equipment and system readiness tests prior to the start of an election to ensure that the voting system functions properly, to confirm that system equipment has been properly integrated, and to obtain equipment status reports.

2.3.4.1 Common Standards

All systems shall provide the capabilities to:

- a. Verify that voting machines or vote recording and data processing equipment, precinct count equipment, and central count equipment are properly prepared for an election, and collect data that verifies equipment readiness;
- b. Obtain status and data reports from each set of equipment;
- c. Verify the correct installation and interface of all system equipment;
- d. Verify that hardware and software function correctly;
- e. Generate consolidated data reports at the polling place and higher jurisdictional levels; and
- f. Segregating test data from actual voting data, either procedurally or by hardware/software features.

Resident test software, external devices, and special purpose test software connected to or installed in voting devices to simulate operator and voter functions may be used for these tests provided that the following standards are met:

- a. These elements shall be capable of being tested separately, and shall be proven to be reliable verification tools prior to their use; and
- b. These elements shall be incapable of altering or introducing any residual effect on the intended operation of the voting device during any succeeding test and operational phase.

2.3.4.2 Paper-Based Systems

Paper-based systems shall:

- a. Support conversion testing that uses all potential ballot positions as active positions; and
- b. Support conversion testing of ballots with active position density for systems without pre-designated ballot positions.

2.3.5 Verification at the Polling Place

Election officials perform verification at the polling place to ensure that all voting systems and equipment function properly before and during an election. All systems shall provide a formal record of the following, in any media, upon verification of the authenticity of the command source:

- a. The election's identification data;
- b. The identification of all equipment units;
- c. The identification of the polling place;
- d. The identification of all ballot formats;
- e. The contents of each active candidate register by office and of each active measure register at all storage locations (showing that they contain only zeros);
- f. A list of all ballot fields that can be used to invoke special voting options; and
- g. Other information needed to confirm the readiness of the equipment, and to accommodate administrative reporting requirements.

To prepare voting devices to accept voted ballots, all voting systems shall provide the capability to test each device prior to opening to verify that each is operating correctly. At a minimum, the tests shall include:

- a. Confirmation that there are no hardware or software failures; and
- b. Confirm that the device is ready to be activated for accepting votes.

If a precinct count system includes equipment for the consolidation of polling place data at one or more central counting places, it shall have means to verify the correct extraction of voting data from transportable memory devices, or to verify the transmission of secure data over secure communication links.

2.3.6 Verification at the Central Location

Election officials perform verification at the central location to ensure that vote counting and vote consolidation equipment and software function properly before and after an election. Upon verification of the authenticity of the command source, any system used in a central count environment shall provide a printed record of the following :

- a. The election's identification data;
- b. The contents of each active candidate register by office and of each active measure register at all storage locations (showing that they contain all zeros); and
- c. Other information needed to ensure the readiness of the equipment and to accommodate administrative reporting requirements.

2.4 Voting Functions

All systems shall support:

- ◆ Opening the polls; and
- ◆ Casting a ballot.

Additionally, all DRE systems shall support:

- ◆ Activating the ballot.
- ◆ Augmenting the election counter; and
- ◆ Augmenting the life-cycle counter.

2.4.1 Opening the Polls

The capabilities required for opening the polls are specific to individual voting system technologies. At a minimum, the systems shall provide the functional capabilities indicated below.

2.4.1.1 Opening the Polling Place (Precinct Count Systems)

To allow voting devices to be activated for voting, the system shall provide:

- a. An internal test or diagnostic capability to verify that all of the polling place tests specified in Section 2.3.5 have been successfully completed; and
- b. Automatic disabling any device that has not been tested until it has been tested.

2.4.1.2 Paper-Based System Standards

The standards for opening the polling place for paper-based systems consist of common standards and additional standards that apply to precinct count paper-based systems.

2.4.1.2.1 All Paper-Based Systems

To facilitate opening the polls, all paper-based systems shall include:

- a. A means of verifying that ballot punching or marking devices are properly prepared and ready to use;
- b. A voting booth or similar facility, in which the voter may punch or mark the ballot in privacy; and
- c. Secure receptacles for holding voted ballots.

2.4.1.2.2 Precinct Count Paper-Based Systems

In addition to the above requirements, all paper-based precinct count equipment shall include a means of:

- a. Activating the ballot counting device;
- b. Verifying that the device has been correctly activated and is functioning properly; and
- c. Identifying device failure and corrective action needed.

2.4.1.3 DRE System Standards

To facilitate opening the polls, all DRE systems shall include:

- a. A security seal, a password, or a data code recognition capability to prevent the inadvertent or unauthorized actuation of the poll-opening function;
- b. A means of enforcing the execution of steps in the proper sequence if more than one step is required;
- c. A means of verifying the system has been activated correctly; and

- d. A means of identifying system failure and any corrective action needed.

2.4.2 Activating the Ballot (DRE Systems)

To activate the ballot, all DRE systems shall:

- a. Enable election officials to control the content of the ballot presented to the voter, whether presented in printed form or electronic display, such that each voter is permitted to record votes only in contests in which that voter is authorized to vote;
- b. Allow each eligible voter to cast a ballot;
- c. Prevent a voter from voting on a ballot to which he or she is not entitled; and
- d. Prevent a voter from casting more than one ballot in the same election.
- e. Activate the casting of a ballot in a general election;
- f. Enable the selection of the ballot that is appropriate to the party affiliation declared by the voter in a primary election;
- g. Activate all portions of the ballot upon which the voter is entitled to vote; and
- h. Disable all portions of the ballot upon which the voter is not entitled to vote.

2.4.3 Casting a Ballot

Some required capabilities for casting a ballot are common to all systems. Others are specific to individual voting technologies or intended use. Systems must provide additional functional capabilities that enable accessibility to disabled voters as defined in Section 2.2.7 of the Standards.

2.4.3.1 Common Standards

To facilitate casting a ballot, all systems shall:

- a. Provide text that is at least 3 millimeters high and provide the capability to adjust or magnify the text to an apparent size of 6.3 millimeters;
- b. Protect the secrecy of the vote such that the system cannot reveal any information about how a particular voter voted, except as otherwise required by individual State law;

- c. Record the selection and non-selection of individual vote choices for each contest and ballot measure;
- d. Record the voter’s selection of candidates whose names do not appear on the ballot, if permitted under State law, and record as many write-in votes as the number of candidates the voter is allowed to select;
- e. In the event of a failure of the main power supply external to the voting system, provide the capability for any voter who is voting at the time to complete casting a ballot, allow for the graceful shutdown of the voting system without loss or degradation of the voting and audit data, and allow voters to resume voting once the voting system has reverted to back-up power; and
- f. Provide the capability for voters to continue casting ballots in the event of a failure of a telecommunications connection within the polling place or between the polling place and any other location.

2.4.3.2 Paper-Based Systems Standards

The standards for casting a ballot for paper-based systems consist of common standards and additional standards that apply to precinct count paper-based systems.

2.4.3.2.1 All Paper-Based Systems

All paper-based systems shall:

- a. Allow the voter to easily identify the voting field that is associated with each candidate or ballot measure response;
- b. Allow the voter to punch or mark the ballot to register a vote;
- c. Allow either the voter or the appropriate election official to place the voted ballot into the ballot counting device (for precinct count systems) or into a secure receptacle (for central count systems); and
- d. Protect the secrecy of the vote throughout the process.

2.4.3.2.2 Precinct Count Paper-Based Systems

In addition to the above requirements, all paper-based precinct count systems shall:

- a. Provide feedback to the voter that identifies specific contests or ballot issues for which an overvote or undervote is detected;
- b. Allow the voter, at the voter’s choice, to vote a new ballot or submit the ballot ‘as is’ without correction; and
- c. Allow an authorized election official to turn off the capabilities defined in ‘a’ and ‘b’ above.

2.4.3.3 DRE Systems Standards

In addition to the above common requirements, DRE systems shall:

- a. Prohibit the voter from accessing or viewing any information on the display screen that has not been authorized by election officials and preprogrammed into the voting system (i.e., no potential for display of external information or linking to other information sources);
- b. Enable the voter to easily identify the selection button or switch, or the active area of the ballot display that is associated with each candidate or ballot measure response;
- c. Allow the voter to select his or her preferences on the ballot in any legal number and combination;
- d. Indicate that a selection has been made or canceled;
- e. Indicate to the voter when no selection, or an insufficient number of selections, has been made in a contest;
- f. Prevent the voter from overvoting;
- g. Notify the voter when the selection of candidates and measures is completed;
- h. Allow the voter, before the ballot is cast, to review his or her choices and, if the voter desires, to delete or change his or her choices before the ballot is cast;
- i. For electronic image displays, prompt the voter to confirm the voter's choices before casting his or her ballot, signifying to the voter that casting the ballot is irrevocable and directing the voter to confirm the voter's intention to cast the ballot;
- j. Notify the voter after the vote has been stored successfully that the ballot has been cast;
- k. Notify the voter that the ballot has not been cast successfully if it is not stored successfully, including storage of the ballot image, and provide clear instruction as to the steps the voter should take to cast his or her ballot should this event occur;
- l. Provide sufficient computational performance to provide responses back to each voter entry in no more than three seconds;
- m. Ensure that the votes stored accurately represent the actual votes cast;
- n. Prevent modification of the voter's vote after the ballot is cast;
- o. Provide a capability to retrieve ballot images in a form readable by humans (in accordance with the requirements of Section 2.2.2.2 and 2.2.4.2);
- p. Increment the proper ballot position registers or counters;

- q. Protect the secrecy of the vote throughout the voting process;
- r. Prohibit access to voted ballots until after the close of polls;
- s. Provide the ability for election officials to submit test ballots for use in verifying the end-to-end integrity of the system; and
- t. Isolate test ballots such that they are accounted for accurately in vote counts and are not reflect in official vote counts for specific candidates or measures.

2.5 Post-Voting Functions

All systems shall provide capabilities to accumulate and report results for the jurisdiction and to generate audit trails. In addition, precinct count systems must provide a means to close the polling place including generating appropriate reports. If the system provides the capability to broadcast results, additional standards apply.

2.5.1 Closing the Polling Place (Precinct Count)

These standards for closing the polling place are specific to precinct count systems. The system shall provide the means for:

- a. Preventing the further casting of ballots once the polling place has closed;
- b. Providing an internal test that verifies that the prescribed closing procedure has been followed, and that the device status is normal;
- c. Incorporating a visible indication of system status;
- d. Producing a diagnostic test record that verifies the sequence of events, and indicates that the extraction of voting data has been activated; and
- e. Precluding the unauthorized reopening of the polls once the poll closing has been completed for that election.

2.5.2 Consolidating Vote Data

All systems shall provide a means to consolidate vote data from all polling places, and optionally from other sources such as absentee ballots, provisional ballots, and voted ballots requiring human review (e.g., write-in votes).

2.5.3 Producing Reports

All systems shall be able to create reports summarizing the data on multiple levels.

2.5.3.1 Common Standards

All systems shall provide capabilities to:

- a. Support geographic reporting, which requires the reporting of all results for each contest at the precinct level and additional jurisdictional levels;
- b. Produce a printed report of the number of ballots counted by each tabulator;
- c. Produce a printed report for each tabulator of the results of each contest that includes the votes cast for each selection, the count of undervotes, and the count of overvotes;
- d. Produce a consolidated printed report of the results for each contest of all votes cast (including the count of ballots from other sources supported by the system as specified by the vendor) that includes the votes cast for each selection, the count of undervotes, and the count of overvotes;
- e. Be capable of producing a consolidated printed report of the combination of overvotes for any contest that is selected by an authorized official (e.g.; the number of overvotes in a given contest combining candidate A and candidate B, combining candidate A and candidate C, etc.);
- f. Produce all system audit information required in Section 4.5 in the form of printed reports, or in electronic memory for printing centrally; and
- g. Prevent data from being altered or destroyed by report generation, or by the transmission of results over telecommunications lines.

2.5.3.2 Precinct Count Systems

In addition to the common reporting requirements, all precinct count voting systems shall:

- a. Prevent the printing of reports and the unauthorized extraction of data prior to the official close of the polling place;
- b. Provide a means to extract information from a transportable programmable memory device or data storage medium for vote consolidation;
- c. Consolidate the data contained in each unit into a single report for the polling place when more than one voting machine or precinct tabulator is used; and

- d. Prevent data in transportable memory from being altered or destroyed by report generation, or by the transmission of results over telecommunications lines.

2.5.4 Broadcasting Results

Some voting systems offer the capability to make unofficial results available to external organizations such as the news media, political party officials, and others. Although this capability is not required, systems that make unofficial results available shall:

- a. Provide only aggregated results, and not data from individual ballots;
- b. Provide no access path from unofficial electronic reports or files to the storage devices for official data; and
- c. Clearly indicate on each report or file that the results it contains are unofficial.

2.6 Maintenance, Transportation, and Storage

All systems shall be designed and manufactured to facilitate preventive and corrective maintenance, conforming to the hardware standards described in Section 3.

All vote casting and tally equipment designated for storage between elections shall:

- a. Function without degradation in capabilities after transit to and from the place of use, as demonstrated by meeting the performance standards described in Section 3; and
- b. Function without degradation in capabilities after storage between elections, as demonstrated by meeting the performance standards described in Section 3.

3 Hardware Standards

3.1 Scope

This section contains the requirements for the machines and manufactured devices that are part of a voting system. It specifies minimum values for certain performance characteristics; physical characteristics; and design, construction, and maintenance characteristics for the hardware and selected related components of all voting systems, such as:

- ◆ Ballot printers;
- ◆ Ballot cards and sheets;
- ◆ Ballot displays;
- ◆ Voting devices, including punching and marking devices and DRE recording devices;
- ◆ Voting booths and enclosures;
- ◆ Ballot boxes and ballot transfer boxes;
- ◆ Ballot readers;
- ◆ Computers used to prepare ballots, program elections, consolidate and report votes, and perform other elections management activities;
- ◆ Electronic ballot recorders;
- ◆ Electronic precinct vote control units;
- ◆ Removable electronic data storage media;
- ◆ Servers; and
- ◆ Printers.

This section applies to the combination of software and hardware to accomplish specific performance and system control requirements. Standards that are specific to software alone are provided in Section 4 of the Standards.

3.1.1 Hardware Sources

The requirements of this section apply generally to all hardware used in voting systems, including:

- a. Hardware provided by the voting system vendor and its suppliers;
- b. Hardware furnished by an external provider (for example, providers of commercial off-the-shelf (COTS) machines and devices) where the hardware may be used in any way during voting system operation; and
- c. Hardware provided by the voting jurisdiction.

3.1.2 Organization of this Section

The standards presented in this section are organized as follows:

- ◆ **Performance Requirements:** These requirements address the combined operational capabilities of the voting system’s hardware and software across a broad range of parameters;
- ◆ **Physical Requirements:** These requirements address the size, weight and transportability of the voting system; and
- ◆ **Design, Construction, and Maintenance Requirements:** These requirements address the reliability and durability of materials, product marking, quality of system workmanship, safety, and other attributes to ensure smooth system operation in the voting environment.

3.2 Performance Requirements

The performance requirements address a broad range of parameters, encompassing:

- a. Accuracy requirements, where requirements are specified for distinct processing functions of paper-based and DRE systems;
- b. Environmental requirements, where no distinction is made between requirements for paper-based and DRE systems, but requirements for precinct and central count are described;

- c. Vote data management requirements, where no differentiation is made between requirements for paper-based and DRE systems;
- d. Vote recording requirements, where separate and distinct requirements are delineated for paper-based and DRE systems;
- e. Conversion requirements, which apply only to paper-based systems;
- f. Processing requirements, where separate and distinct requirements are delineated for paper-based and DRE systems; and
- g. Reporting requirements, where no distinction is made between requirements for paper-based and DRE systems, but where differences between precinct and central count systems are readily apparent based on differences of their reporting.

The performance requirements include such attributes as ballot reading and handling requirements; system accuracy; memory stability; and the ability to withstand specified environmental conditions. These characteristics also encompass system-wide requirements for shelter, electrical supply, and compatibility with data networks.

Performance requirements for voting systems represent the combined operational capability of both system hardware and software. Accuracy, as measured by data error rate, and operational failure are treated as distinct attributes in performance testing. All systems shall meet the performance requirements under operating conditions and after storage under non-operating conditions.

3.2.1 Accuracy Requirements

Voting system accuracy addresses the accuracy of data for each of the individual ballot positions that could be selected by a voter, including the positions that are not selected. For a voting system, accuracy is defined as the ability of the system to capture, record, store, consolidate and report the specific selections and absence of selections, made by the voter for each ballot position without error. Required accuracy is defined in terms of an error rate that for testing purposes represents the maximum number of errors allowed while processing a specified volume of data. This rate is set at a sufficiently stringent level such that the likelihood of voting system errors affecting the outcome of an election is exceptionally remote even in the closest of elections.

The error rate is defined using a convention that recognizes differences in how vote data is processed by different types of voting systems. Paper-based and DRE systems have different processing steps. Some differences also exist between precinct count and central count systems. Therefore, the acceptable error rate applies separately and distinctly to each of the following functions:

- a. For all paper-based systems:

- 1) Scanning ballot positions on paper ballots to detect selections for individual candidates and contests;
 - 2) Conversion of selections detected on paper ballots into digital data;
- b. For all DRE systems:
- 1) Recording the voter selections of candidates and contests into voting data storage; and
 - 2) Independently from voting data storage, recording voter selections of candidates and contests into ballot image storage.
- c. For precinct-count systems (paper-based and DRE):
- Consolidation of vote selection data from multiple precinct-based systems to generate jurisdiction-wide vote counts, including storage and reporting of the consolidated vote data; and
- d. For central-count systems (paper-based and DRE):
- Consolidation of vote selection data from multiple counting devices to generate jurisdiction-wide vote counts, including storage and reporting of the consolidated vote data.

For testing purposes, the acceptable error rate is defined using two parameters: the desired error rate to be achieved, and the maximum error rate that should be accepted by the test process.

For each processing function indicated above, the system shall achieve a target error rate of no more than one in 10,000,000 ballot positions, with a maximum acceptable error rate in the test process of one in 500,000 ballot positions.

3.2.2 Environmental Requirements

The environmental requirements for voting systems include shelter, space, furnishings and fixtures, supplied energy, environmental control, and external telecommunications services. Environmental conditions applicable to the design and operation of voting systems consist of the following categories:

- ◆ Natural environment, including temperature, humidity, and atmospheric pressure;
- ◆ Induced environment, including proper and improper operation and handling of the system and its components during the election processes;
- ◆ Transportation and storage; and
- ◆ Electromagnetic signal environment, including exposure to and generation of radio frequency energy.

All voting systems shall be designed to withstand the environmental conditions contained in the appropriate test procedures of the Standards. These procedures will be applied to all devices for casting, scanning and counting ballots, except those that constitute COTS devices that have not been modified in any manner to support their use as part of a voting system and that have a documented record of performance under conditions defined in the Standards.

The TDP supplied by the vendor shall include a statement of all requirements and restrictions regarding environmental protection, electrical service, recommended auxiliary power, telecommunications service, and any other facility or resource required for the proper installation and operation of the system.

3.2.2.1 Shelter Requirements

All precinct count systems shall be designed for storage and operation in any enclosed facility ordinarily used as a warehouse or polling place, with prominent instructions as to any special storage requirements.

3.2.2.2 Space Requirements

There is no restriction on space allowed for the installation of voting systems, except that the arrangement of these systems shall not impede performance of their duties by polling place officials, the orderly flow of voters through the polling place, or the ability for the voter to vote in private.

3.2.2.3 Furnishings and Fixtures

Any furnishings or fixtures provided as a part of voting systems, and any components provided by the vendor that are not a part of the system but that are used to support its storage, transportation, or operation, shall comply with the design and safety requirements of Subsection 3.4.8.

3.2.2.4 Electrical Supply

Components of voting systems that require an electrical supply shall meet the following standards:

- a. Precinct count systems shall operate with the electrical supply ordinarily found in polling places (120vac/60hz/1);

- b. Central count systems shall operate with the electrical supply ordinarily found in central tabulation facilities or computer room facilities (120vac/60hz/1, 208vac/60hz/3, or 240vac/60hz/2); and
- c. All systems shall also be capable of operating for a period of at least 2 hours on backup power, such that no voting data is lost or corrupted, nor normal operations interrupted. When backup power is exhausted the system shall retain the contents of all memories intact.

The backup power capability is not required to provide lighting of the voting area.

3.2.2.5 Electrical Power Disturbance

Vote scanning and counting equipment for paper-based systems, and all DRE equipment, shall be able to withstand, without disruption of normal operation or loss of data:

- a. Surges of 30% dip @10 ms;
- b. Surges of 60% dip @100 ms & 1 sec
- c. Surges of >95% interrupt @5 sec;
- d. Surges of $\pm 15\%$ line variations of nominal line voltage; and
- e. Electric power increases of 7.5% and reductions of 12.5% of nominal specified power supply for a period of up to four hours at each power level.

3.2.2.6 Electrical Fast Transient

Vote scanning and counting equipment for paper-based systems, and all DRE equipment, shall be able to withstand, without disruption of normal operation or loss of data, electrical fast transients of:

- a. 2 kV AC & DC external power lines;
- b. ± 1 kV all external wires >3m no control; and
- c. ± 2 kV all external wires control.

3.2.2.7 Lightning Surge

Vote scanning and counting equipment for paper-based systems, and all DRE equipment, shall be able to withstand, without disruption of normal operation or loss of data, surges of:

- a. ± 2 kV AC line to line;

- b. ± 2 kV AC line to earth;
- c. $\pm .5$ kV DC line to line >10m;
- d. $\pm .5$ kV DC line to earth >10m; and
- e. ± 1 kV I/O sig/control >30m.

3.2.2.8 Electrostatic Disruption

Vote scanning and counting equipment for paper-based systems, and all DRE equipment, shall be able to withstand ± 15 kV air discharge and ± 8 kV contact discharge without damage or loss of data. The equipment may reset or have momentary interruption so long as normal operation is resumed without human intervention or loss of data. Loss of data means votes that have been completed and confirmed to the voter.

3.2.2.9 Electromagnetic Radiation

Vote scanning and counting equipment for paper-based systems, and all DRE equipment, shall comply with the Rules and Regulations of the Federal Communications Commission, Part 15, Class B requirements for both radiated and conducted emissions.

3.2.2.10 Electromagnetic Susceptibility

Vote scanning and counting equipment for paper-based systems, and all DRE equipment, shall be able to withstand an electromagnetic field of 10 V/m modulated by a 1 kHz 80% AM modulation over the frequency range of 80 MHz to 1000 MHz, without disruption of normal operation or loss of data.

3.2.2.11 Conducted RF Immunity

Vote scanning and counting equipment for paper-based systems, and all DRE equipment, shall be able to withstand, without disruption of normal operation or loss of data, conducted RF energy of:

- a. 10V AC & DC power; and
- b. 10V, 20 sig/control >3m.

3.2.2.12 Magnetic Fields Immunity

Vote scanning and counting equipment for paper-based systems, and all DRE equipment, shall be able to withstand, without disruption of normal operation or loss of data, AC magnetic fields of 30 A/m at 60 Hz.

3.2.2.13 Environmental Control - Operating Environment

Equipment used for election management activities or vote counting (including both precinct and central count systems) shall be capable of operation in temperatures ranging from 50 to 95 degrees Fahrenheit.

3.2.2.14 Environmental Control - Transit and Storage

Equipment used for vote casting, or for counting votes in a precinct count system, shall meet specific minimum performance standards that simulate exposure to physical shock and vibration associated with handling and transportation by surface and air common carriers, and to temperature conditions associated with delivery and storage in an uncontrolled warehouse environment.

- a. High and low storage temperatures ranging from -4 to +140 degrees Fahrenheit, equivalent to MIL-STD-810D, Methods 501.2 and 502.2, Procedure I-Storage;
- b. Bench handling equivalent to the procedure of MIL-STD-810D, Method 516.3, Procedure VI;
- c. Vibration equivalent to the procedure of MIL-STD-810D, Method 514.3, Category 1- Basic Transportation, Common Carrier; and
- d. Uncontrolled humidity equivalent to the procedure of MIL-STD-810D, Method 507.2, Procedure I-Natural Hot-Humid.

3.2.2.15 Data Network Requirements

Voting systems may use a local or remote data network. If such a network is used, then all components of the network shall comply with the telecommunications requirements described in Section 5 of the Standards and the Security requirements described in Section 6.

3.2.3 Election Management System (EMS) Requirements

The EMS requirements address electronic hardware and software used to conduct the pre-voting functions defined in Section 2 with regard to ballot preparation, election programming, ballot and program installation, readiness testing, verification at the polling place, and verification at the central location.

3.2.3.1 Recording Requirements

Voting systems shall accurately record all election management data entered by the user, including election officials or their designees. For recording accuracy, all systems shall:

- a. Record every entry made by the user;
- b. Add permissible voter selections correctly to the memory components of the device;
- c. Verify the correctness of detection of the user selections and the addition of the selections correctly to memory;
- d. Add various forms of data entered directly by the election official or designee, such as text, line art, logos, and images;
- e. Verify the correctness of detection of data entered directly by the user and the addition of the selections correctly to memory;
- f. Preserve the integrity of election management data stored in memory against corruption by stray electromagnetic emissions, and internally generated spurious electrical signals; and
- g. Log corrected data errors by the system.

3.2.3.2 Memory Stability

Electronic system memory devices, used to retain election management data, shall have demonstrated error-free data retention for a period of 22 months.

3.2.4 Vote Recording Requirements

The vote recording requirements address the enclosure, equipment, and supplies used by voters to vote.

3.2.4.1 Common Standards

All systems shall provide voting booths or enclosures for poll site use. Such booths or enclosures may be integral to the voting system or supplied as components of the voting system, and shall:

- a. Be integral to, or makes provision for, the installation of, the voting device;
- b. Ensure by its structure stability against movement or overturning during entry, occupancy, and exit by the voter;
- c. Provide privacy for the voter, and be designed in such a way as to prevent observation of the ballot by any person other than the voter; and
- d. Be capable of meeting the accessibility requirements of Section 2.2.7.1.

3.2.4.2 Paper-Based Recording Standards

The paper-based recording requirements govern:

- ◆ Ballot cards or sheets, and pages or assemblies of pages containing ballot field identification data;
- ◆ Punching devices;
- ◆ Marking devices;
- ◆ Frames or fixtures to hold the ballot while it is being punched;
- ◆ Compartments or booths where voters record selections; and
- ◆ Secure containers for the collection of voted ballots.

3.2.4.2.1 Paper Ballot Standards

Paper ballots used by paper-based voting systems shall meet the following standards:

- a. Punches or marks that identify the unique ballot format, in accordance with Section 2.3.1.1.1.c., shall be outside the area in which votes are recorded, so as to minimize the likelihood that these punches or marks will be mistaken for vote responses and the likelihood that recorded votes will obliterate these punches or marks;
- b. If printed or punched alignment marks are used to locate the vote response fields on the ballot, these marks shall be outside the area in which votes are recorded, so as to minimize the likelihood that these marks will be mistaken for vote responses and the likelihood that recorded votes will obliterate these marks; and

- c. The TDP shall specify the required paper stock, size, shape, opacity, color, watermarks, field layout, orientation, size and style of printing, size and location of punch or mark fields used for vote response fields and to identify unique ballot formats, placement of alignment marks, ink for printing, and folding and bleed-through limitations for preparation of ballots that are compatible with the system.

3.2.4.2.2 Punching Devices

Punching devices used by voting systems shall:

- a. Be suitable for the type of ballot card specified;
- b. Facilitate the clear and accurate recording of each vote intended by the voter;
- c. Be designed to avoid excessive damage to vote recorder components; and
- d. Incorporate features to ensure that the chad (debris) is completely removed, without damage to other parts of the ballot card.

3.2.4.2.3 Marking Devices

The TDP shall specify marking devices (such as pens or pencils) that, if used to make the prescribed form of mark, produce readable marked ballots such that the system meets the performance requirements for accuracy specified previously. These specifications shall identify:

- a. Specific characteristics of marking devices that affect readability of marked ballots;
- b. Performance capabilities with regard to each characteristic; and
- c. For marking devices manufactured by multiple external sources, a listing of sources and model numbers that are compatible with the system.

3.2.4.2.4 Frames or Fixtures for Punchcard Ballots

The frame or fixture for punchcards shall:

- a. Hold the ballot card securely in its proper location and orientation for voting;
- b. When contests are not printed directly on the ballot card or sheet, incorporate an assembly of ballot label pages that identify the offices and issues corresponding to the proper ballot format for the polling place where it is used and that are aligned with the voting fields assigned to them; and
- c. Incorporate a template to preclude perforation of the card except in the specified voting fields; a mask to allow punches only in fields designated by the format of the ballot; and a backing plate for the capture and removal of

chad. This requirement may be satisfied by equipment of a different design as long it achieves the same result as the Standards with regard to:

- 1) Positioning the card;
- 2) Association of ballot label information with corresponding punch fields;
- 3) Enabling of only those voting fields that correspond to the format of the ballot; and
- 4) Punching the fields and the positive removal of chad.

3.2.4.2.5 Frames or Fixtures for Printed Ballots

A frame or fixture for printed ballot cards is optional. However, if such a device is provided, it shall:

- a. Be of any size and shape consistent with its intended use;
- b. Position the card properly;
- c. Hold the ballot card securely in its proper location and orientation for voting; and
- d. Comply with the requirements for design and construction contained in Section 3.4.

3.2.4.2.6 Ballot Boxes and Ballot Transfer Boxes

Ballot boxes and ballot transfer boxes, which serve as secure containers for the storage and transportation of voted ballots, shall:

- a. Be of any size, shape, and weight commensurate with their intended use;
- b. Incorporate locks or seals, the specifications of which are described in the system documentation;
- c. Provide specific points where ballots are inserted, with all other points on the box constructed in a manner that prevents ballot insertion; and
- d. For precinct count systems, contain separate compartments for the segregation of unread ballots, ballots containing write-in votes, or any irregularities that may require special handling or processing. In lieu of compartments, the conversion processing may mark such ballots with an identifying spot or stripe to facilitate manual segregation.

3.2.4.3 DRE Systems Recording Requirements

The DRE systems recording requirements address the detection and recording of votes, including the logic and data processing functions required to determine the validity of

voter selections, to accept and record valid selections, and to reject invalid selections. The requirements also address the physical environment in which ballots are cast.

3.2.4.3.1 Activity Indicator

DRE systems shall include an audible or visible activity indicator providing the status of each voting device. This indicator shall:

- a. Indicate whether the device has been activated for voting; and
- b. Indicate whether the device is in use.

3.2.4.3.2 DRE System Vote Recording

To ensure vote recording accuracy and integrity while protecting the anonymity of the voter, all DRE systems shall:

- a. Contain all mechanical, electromechanical, and electronic components; software; and controls required to detect and record the activation of selections made by the voter in the process of voting and casting a ballot;
- b. Incorporate redundant memories to detect and allow correction of errors caused by the failure of any of the individual memories;
- c. Provide at least two processes that record the voter's selections that:
 - 1) To the extent possible, are isolated from each other;
 - 2) Designate one process and associated storage location as the main vote detection, interpretation, processing and reporting path; and

Use a different process to store ballot images, for which the method of recording may include any appropriate encoding or data compression procedure consistent with the regeneration of an unequivocal record of the ballot as cast by the voter.

- d. Provide a capability to retrieve ballot images in a form readable by humans; and
- e. Ensure that all processing and storage protects the anonymity of the voter.

3.2.4.3.3 Recording Accuracy

DRE systems shall meet the following requirements for recording accurately each vote and ballot cast:

- a. Detect every selection made by the voter;
- b. Correctly add permissible selections to the memory components of the device;
- c. Verify the correctness of the detection of the voter selections and the addition of the selections to memory;

- d. Achieve an error rate not to exceed the requirement indicated in Section 3.2.1;
- e. Preserve the integrity of voting data and ballot images (for DRE machines) stored in memory for the official vote count and audit trail purposes against corruption by stray electromagnetic emissions, and internally generated spurious electrical signals; and
- f. Maintain a log of corrected data.

3.2.4.3.4 Recording Reliability

Recording reliability refers to the ability of the DRE system to record votes accurately at its maximum rated processing volume for a specified period of time. The DRE system shall record votes reliably in accordance with the requirements of Section 3.4.3.

3.2.5 Paper-based Conversion Requirements

The paper-based conversion requirements address the ability of the system to read the ballot card and to translate its pattern of punches or marks into electronic signals for later processing. These capabilities may be built into the voting system in an integrated fashion, or may be provided by one or more components that are not unique to the system, such as a general-purpose data processing card reader or read head suitably interfaced to the system. These requirements address two major functions: ballot handling and ballot reading.

3.2.5.1 Ballot Handling

Ballot handling consists of a ballot card's acceptance, movement through the read station, and transfer into a collection station or receptacle.

3.2.5.1.1 Capacity (Central Count)

The capacity to convert the punches or marks on individual ballots into signals is uniquely important to central count systems. The capacity for a central count system shall be documented by the vendor. This documentation shall include the capacity for individual components that impact the overall capacity.

3.2.5.1.2 Exception Handling (Central Count)

This requirement refers to the handling of ballots for a central count system when they are unreadable or when some condition is detected requiring that the cards be

segregated from normally processed ballots for human review. In response to an unreadable ballot or a write-in vote all central count paper-based systems shall:

- a. Outstack the ballot, or
- b. Stop the ballot reader and display a message prompting the election official or designee to remove the ballot, or
- c. Mark the ballot with an identifying mark to facilitate its later identification.

Additionally, the system shall provide a capability that can be activated by an authorized election official to identify ballots containing overvotes, blank ballots, and ballots containing undervotes in a designated race. If enabled, these capabilities shall perform one of the above actions in response to the indicated condition.

3.2.5.1.3 Exception Handling (Precinct Count)

This requirement refers to the handling of ballots for a precinct count system when they are unreadable or when some condition is detected requiring that the cards be segregated from normally processed ballots for human review. All paper based precinct count systems shall:

- a. In response to an unreadable or blank ballot, return the ballot and provide a message prompting the voter to examine the ballot;
- b. In response to a ballot with a write-in vote, segregate the ballot or mark the ballot with an identifying mark to facilitate its later identification;
- c. In response to a ballot with an overvote the system shall:
 - 1) Provide a capability to identify an overvoted ballot;
 - 2) Return the ballot;
 - 3) Provide an indication prompting the voter to examine the ballot;
 - 4) Allow the voter to submit the ballot with the overvote; and
 - 5) Provide a means for an authorized election official to deactivate this capability entirely and by contest; and
- d. In response to a ballot with an undervote the system shall:
 - 1) Provide a capability to identify an undervoted ballot;
 - 2) Return the ballot;
 - 3) Provide an indication prompting the voter to examine the ballot;
 - 4) Allow the voter to submit the ballot with the undervote; and
 - 5) Provide a means for an authorized election official to deactivate this capability.

3.2.5.1.4 Multiple Feed Prevention

Multiple feed refers to the situation arising when a ballot reader attempts to read more than one ballot at a time. The requirements govern the ability of a ballot reader to prevent multiple feed or to detect and provide an alarm indicating multiple feed.

- a. If multiple feed is detected, the card reader shall halt in a manner that permits the operator to remove the unread cards causing the error, and reinsert them in the card input hopper.
- b. The frequency of multiple feeds with ballots intended for use with the system shall not exceed 1 in 10,000.

3.2.5.2 Ballot Reading Accuracy

This paper-based system requirement governs the conversion of the physical ballot into electronic data. Reading accuracy for ballot conversion refers to the ability to:

- ◆ Recognize vote punches or marks, or the absence thereof, for each possible selection on the ballot;
- ◆ Discriminate between valid punches or marks and extraneous perforations, smudges, and folds; and
- ◆ Convert the vote punches or marks, or the absence thereof, for each possible selection on the ballot into digital signals.

To ensure accuracy, paper-based systems shall:

- a. Detect punches or marks that conform to vendor specifications with an error rate not exceeding the requirement indicated in Section 3.2.1;
- b. Ignore, and not record, extraneous perforations, smudges, and folds; and
- c. Reject ballots that meet all vendor specifications at a rate not to exceed 2 percent.

3.2.6 Processing Requirements

Processing requirements apply to the hardware and software required to accumulate voting data for all candidates and measures within voting machines and polling places, and to consolidate the voting data at a central level or multiple levels. These requirements also address the generation and maintenance of audit records, the detection and disabling of improper use or operation of the system, and the monitoring of overall system status. Separate and distinct requirements for paper-based and DRE voting systems are presented below.

3.2.6.1 Paper-Based System Processing Requirements

The paper-based processing requirements address all mechanical devices, electromechanical devices, electronic devices, and software required to perform the logical and numerical functions of interpreting the electronic image of the voted ballot, and assigning votes to the proper memory registers.

3.2.6.1.1 Processing Accuracy

Processing accuracy refers to the ability of the system to receive electronic signals produced by punches for punchcard systems and vote marks and timing information for marksense systems; perform logical and numerical operations upon these data; and reproduce the contents of memory when required, without error. Specific requirements are detailed below:

- a. Processing accuracy shall be measured by vote selection error rate, the ratio of uncorrected vote selection errors to the total number of ballot positions that could be recorded across all ballots when the system is operated at its nominal or design rate of processing;
- b. The vote selection error rate shall include data that denotes ballot style or precinct as well as data denoting a vote in a specific contest or ballot proposition;
- c. The vote selection error rate shall include all errors from any source; and
- d. The vote selection error rate shall not exceed the requirement indicated in Section 3.2.1.

3.2.6.1.2 Memory Stability

Paper-based system memory devices, used to retain control programs and data, shall have demonstrated error-free data retention for a period of 22 months, under the environmental conditions for operation and non-operation (i.e. storage).

3.2.6.2 DRE System Processing Requirements

The DRE system processing requirements address all mechanical devices, electromechanical devices, electronic devices, and software required to process voting data after the polling places are closed.

3.2.6.2.1 Processing Speed

DRE voting systems shall meet the following requirements for processing speed:

- a. Operate at a speed sufficient to respond to any operator and voter input without perceptible delay (no more than three seconds); and
- b. If the consolidation of polling place data is done locally, perform this consolidation in a time not to exceed five minutes for each device in the polling place.

3.2.6.2.2 Processing Accuracy

Processing accuracy is defined as the ability of the system to process voting data stored in DRE voting devices, or in removable memory modules installed in such devices. Processing includes all operations to consolidate voting data after the polling places have been closed. DRE voting systems shall:

- a. Produce reports that are completely consistent, with no discrepancy among reports of voting device data produced at any level; and
- b. Produce consolidated reports containing absentee, provisional, or other voting data that are similarly error-free. Any discrepancy, regardless of source, is resolvable to a procedural error, to the failure of a non-memory device, or to an external cause.

3.2.6.2.3 Memory Stability

DRE system memory devices used to retain control programs and data shall have demonstrated error-free data retention for a period of 22 months. Error-free retention may be achieved by the use of redundant memory elements, provided that the capability for conflict resolution or correction among elements is included.

3.2.7 Reporting Requirements

The reporting requirements govern all mechanical, electromechanical, and electronic devices required for voting systems to print audit record entries and results of the tabulation. These requirements also address data storage media for transportation of data to other sites.

3.2.7.1 Removable Storage Media

In voting systems that use storage media that can be removed from the system and transported to another location for readout and report generation, these media shall use devices with demonstrated error-free retention for a period of 22 months under the environmental conditions for operation and non-operation contained in Section 3.2.2. Examples of removable storage media include: programmable read-only memory (PROM), random access memory (RAM) with battery backup, magnetic media, or optical media.

3.2.7.2 Printers

All printers used to produce reports of the vote count shall be capable of producing:

- a. Alphanumeric headers;
- b. Election, office and issue labels; and
- c. Alphanumeric entries generated as part of the audit record.

3.2.8 Vote Data Management Requirements

The vote data management requirements for all systems address capabilities that manage, process, and report voting data after the data has been consolidated at the polling place or other intermediate levels. These capabilities allow the system to:

- a. Consolidate voting data from polling place data memory or transfer devices;
- b. Report polling place summaries; and
- c. Process absentee ballots, data entered manually, and administrative ballot definition data.

The requirements address all hardware and software required to generate output reports in the various formats required by the using jurisdiction.

3.2.8.1 Data File Management

All voting systems shall provide the capability to:

- a. Integrate voting data files with ballot definition files;
- b. Verify file compatibility; and
- c. Edit and update files as required.

3.2.8.2 Data Report Generation

All voting systems shall include report generators for producing output reports at the device, polling place, and summary level, with provisions for administrative and judicial subdivisions as required by the using jurisdiction.

3.3 Physical Characteristics

This section covers physical characteristics of all voting systems and components that affect their general utility and suitability for election operations.

3.3.1 Size

There is no numerical limitation on the size of any voting system equipment, but the size of each device should be compatible with its intended use and the location at which the equipment is to be used.

3.3.2 Weight

There is no numerical limitation on the weight of any voting system equipment, but the weight of each device should be compatible with its intended use and the location at which the equipment is to be used.

3.3.3 Transport and Storage of Precinct Systems

All precinct systems shall:

- a. Provide a means to safely and easily handle, transport, and install polling place equipment, such as wheels or a handle or handles; and
- b. Be capable of using, or be provided with, a protective enclosure rendering the equipment capable of withstanding:
 - 1) Impact, shock and vibration loads accompanying surface and air transportation; and
 - 2) Stacking loads accompanying storage.

3.4 Design, Construction, and Maintenance Characteristics

This section covers voting system materials, construction workmanship, and specific design characteristics important to the successful operation and efficient maintenance of the system.

3.4.1 Materials, Processes, and Parts

The approach to system design is unrestricted, and may incorporate any form or variant of technology capable of meeting the voting systems requirements and standards.

Precinct count systems shall be designed in accordance with best commercial practice for microcomputers, process controllers, and their peripheral components. Central count voting systems and equipment used in a central tabulating environment shall be designed in accordance with best commercial and industrial practice.

All voting systems shall:

- a. Be designed and constructed so that the frequency of equipment malfunctions and maintenance requirements are reduced to the lowest level consistent with cost constraints;
- b. Include, as part of the accompanying TDP, an approved parts list; and
- c. Exclude parts or components not included in the approved parts list.

3.4.2 Durability

All voting systems shall be designed to withstand normal use without deterioration and without excessive maintenance cost for a period of ten years.

3.4.3 Reliability

The reliability of voting system devices shall be measured as mean time between Failure (MTBF) for the system submitted for testing. MTBF is defined as the value of the ratio of operating time to the number of failures which have occurred in the specified time interval. A typical system operations scenario consist of approximately 45 hours of equipment operation, consisting of 30 hours of equipment set-up and

readiness testing and 15 hours of elections operations. For the purpose of demonstrating compliance with this requirement, a failure is defined as any event which results in either the:

- a. Loss of one or more functions; or
- b. Degradation of performance such that the device is unable to perform its intended function for longer than 10 seconds.

The MTBF demonstrated during qualification testing shall be at least 163 hours.

3.4.4 Maintainability

Maintainability represents the ease with which maintenance actions can be performed based on the design characteristics of equipment and software and the processes the vendor and election officials have in place for preventing failures and for reacting to failures. Maintainability includes the ability of equipment and software to self-diagnose problems and make non-technical election workers aware of a problem. Maintainability addresses all scheduled and unscheduled events, which are performed to:

- Determine the operational status of the system or a component;
- Adjust, align, tune, or service components;
- Repair or replace a component having a specified operating life or replacement interval;
- Repair or replace a component that exhibits an undesirable predetermined physical condition or performance degradation;
- Repair or replace a component that has failed; and
- Verify the restoration of a component, or the system, to operational status.

Maintainability shall be determined based on the presence of specific physical attributes that aid system maintenance activities, and the ease with which system maintenance tasks can be performed by the ITA. Although a more quantitative basis for assessing maintainability, such as the mean to repair the system is desirable, the qualification of a system is conducted before it is approved for sale and thus before a broader base of maintenance experience can be obtained.

3.4.4.1 Physical Attributes

The following physical attributes will be examined to assess reliability:

- a. Presence of labels and the identification of test points;
- b. Provision of built-in test and diagnostic circuitry or physical indicators of condition;

- c. Presence of labels and alarms related to failures; and
- d. Presence of features that allow non-technicians to perform routine maintenance tasks (such as update of the system database).

3.4.4.2 Additional Attributes

The following additional attributes will be considered to assess system maintainability.

- a. Ease of detecting that equipment has failed by a non-technician;
- b. Ease of diagnosing problems by a trained technician;
- c. Low false alarm rates (i.e., indications of problems that do not exist);
- d. Ease of access to components for replacement;
- e. Ease with which adjustment and alignment can be performed;
- f. Ease with which database updates can be performed by a non-technician; and
- g. Adjust, align, tune, or service components.

3.4.5 Availability

The availability of a voting system is defined as the probability that the equipment (and supporting software) needed to perform designated voting functions will respond to operational commands and accomplish the function. The voting system shall meet the availability standard for each of the following voting functions:

- a. For all paper-based systems:
 - 1) Recording voter selections (such as by ballot marking or punch); and
 - 2) Scanning the punches or marks on paper ballots and converting them into digital data;
- b. For all DRE systems, recording and storing the voter's ballot selections.
- c. For precinct-count systems (paper-based and DRE), consolidation of vote selection data from multiple precinct-based systems to generate jurisdiction-wide vote counts, including storage and reporting of the consolidated vote data; and
- d. For central-count systems (paper-based and DRE), consolidation of vote selection data from multiple counting devices to generate jurisdiction-wide vote counts, including storage and reporting of the consolidated vote data.

System availability is measured as the ratio of the time during which the system is operational a (up time) to the total time period of operation (up time plus down time).

Inherent availability (A_i) is the fraction of time a system is functional, based upon Mean Time Between Failure (MTBF) and Mean Time to Repair (MTTR), that is:

$$A_i = \text{MTBF} / (\text{MTBF} + \text{MTTR})$$

Mean Time to Repair (MTTR) is the average time required to perform a corrective maintenance task during periods of system operation. Corrective maintenance task time is active repair time, plus the time attributable to other factors that could lead to logistic or administrative delays, such as travel notification of qualified maintenance personnel and travel time for such personnel to arrive at the appropriate site.

Corrective maintenance may consist of substitution of the complete device or one of its components, as in the case of precinct count and some central count systems, or it may consist of on-site repair.

The voting system shall achieve at least ninety nine percent availability during normal operation for the functions indicated above. This standard encompasses for each function the combination of all devices and components that support the function, including their MTTR and MTBF attribute.

Vendors shall specify the typical system configuration that is to be used to assess availability, and any assumptions made with regard to any parameters that impact the MTTR. These factors shall include at a minimum:

- a. Recommended number and locations of spare devices or components to be kept on hand for repair purposes during periods of system operation;
- b. Recommended number and locations of qualified maintenance personnel who need to be available to support repair calls during system operation; and
- c. Organizational affiliation (i.e., jurisdiction, vendor) of qualified maintenance personnel.

3.4.6 Product Marking

All voting systems shall:

- a. Identify all devices by means of a permanently affixed nameplate or label containing the name of the manufacturer or vendor, the name of the device, its part or model number, its revision letter, its serial number, and if applicable, its power requirements;
- b. Display on each device a separate data plate containing a schedule for and list of operations required to service or to perform preventive maintenance; and
- c. Display advisory caution and warning instructions to ensure safe operation of the equipment and to avoid exposure to hazardous electrical voltages and moving parts at all locations where operation or exposure may occur.

3.4.7 Workmanship

To help ensure proper workmanship, all manufacturers of voting systems shall:

- a. Adopt and adhere to practices and procedures to ensure that their products are free from damage or defect that could make them unsatisfactory for their intended purpose; and
- b. Ensure that components provided by external suppliers are free from damage or defect that could make them unsatisfactory for their intended purpose.

3.4.8 Safety

All voting systems shall meet the following requirements for safety:

- a. All voting systems and their components shall be designed so as to eliminate hazards to personnel, or to the equipment itself;
- b. Defects in design and construction that can result in personal injury or equipment damage must be detected and corrected before voting systems and components are placed into service; and
- c. Equipment design for personnel safety shall be equal to or better than the appropriate requirements of the Occupational Safety and Health Act (OSHA), as identified in Title 29, part 1910, of the Code of Federal Regulations.

3.4.9 Human Engineering—Controls and Displays

All voting systems and components shall be designed and constructed so as to simplify and facilitate the functions required, and to eliminate the likelihood of erroneous stimuli and responses on the part of the voter or operator. Other specific requirements for controls and displays are described below. In addition, specific functional requirements for system use by voters with disabilities are described in Section 2.2.7 of the Standards. Appendix C provides additional advisory guidance on the application of human engineering principles to the interface between the voter and the voting system.

All voting systems shall meet the following requirements for controls and displays:

- a. In all systems, controls used by the voter or equipment operator shall be conveniently located, shall use designs that are consistent with their functions, and shall be clearly labeled. Instruction plates shall be provided, if they are necessary to avoid ambiguity or incorrect actuation;

- b. Information or data displays shall be large enough to be readable by voters and operators with no disabilities and by voters with disabilities consistent with the requirements defined in Section 2.2.7 of the Standards;
- c. Status displays shall meet the same requirements as data displays, and they shall also follow conventional industrial practice with respect to color:
 - 1) Green, blue, or white displays shall be used for indications of normal status;
 - 2) Amber indicators shall be used to indicate warnings or marginal status; and
 - 3) Red indicators shall be used to indicate error conditions or equipment states that may result in damage, or in hazards to personnel; and unless the equipment is designed to halt under conditions of incipient damage or hazard, an audible alarm shall also be provided.
- d. Color coding shall be selected so as to assure correct perception by voters and operators with color blindness; and shall not be used as the only means of conveying information, indicating an action, prompting a response, or distinguishing a visual element (see Appendix B for suggested references); and
- e. The system's display shall not use flashing or blinking text objects, or other elements having a flash or blink frequency, greater than 2 Hz and lower than 55 Hz.

4

Software Standards

4.1 Scope

This section describes essential design and performance characteristics of the software used in voting systems, addressing both system-level software, such as operating systems, and voting system application software, including firmware. The requirements of this section are intended to ensure that voting system software is reliable, robust, testable, and maintainable. The standards in this section also support system accuracy, logical correctness, privacy, security and integrity.

The general requirements of this section apply to software used to support the entire range of voting system activities described in Section 2. More specific requirements are defined for ballot counting, vote processing, creating an audit trail, and generating output reports and files. Although this section emphasizes software, the standards described also influence hardware design considerations.

This section recognizes that there is no best way to design software. Many programming languages are available for which modern programming practices are applicable, such as the use of rigorous program and data structures, data typing, and naming conventions. Other programming languages exist for which such practices are not easily applied.

The Standards are intended to guide the design of software written in any of the programming languages commonly used for mainframe, mini-computer, and microprocessor systems. They are not intended to preclude the use of other languages or environments, such as those that exhibit “declarative” structure, “object-oriented” languages, “functional” programming languages, or any other combination of language and implementation that provides appropriate levels of performance, testability, reliability, and security. The vendor makes specific software selections. However, the use of widely recognized and proven software design methods will facilitate the analysis and testing of voting system software in the qualification process.

4.1.1 Software Sources

The requirements of this section apply generally to all software used in voting systems, including:

- ◆ Software provided by the voting system vendor and its component suppliers;
- ◆ Software furnished by an external provider (for example, providers of COTS operating systems and web browsers) where the software may be used in any way during voting system operation; and
- ◆ Software developed by the voting jurisdiction.

Compliance with the requirements of the software standards is assessed by several formal tests, including code examination. Unmodified software is not subject to code examination; however, source code generated by a package and embedded in software modules for compilation or interpretation shall be provided in human readable form to the ITA. The ITA may inspect source code units to determine testing requirements or to verify that the code is unmodified and that the default configuration options have not been changed.

Configuration of software, both operating systems and applications, is critical to proper system functioning. Correct test design and sufficient test execution must account for the intended and proper configuration of all system components. Therefore, the vendors shall submit to the ITA, in the TDP, a record of all user selections made during software installation. The vendor shall also submit a record of all configuration changes made to the software following its installation. The ITA shall confirm the propriety and correctness of these user selections and configuration changes.

4.1.2 Location and Control of Software and Hardware on Which it Operates

The requirements of this section apply to all software used in any manner to support any voting-related activities, regardless of the ownership of the software or the ownership and location of the hardware on which the software is installed or operates. These requirements apply to:

- ◆ Software that operates on voting devices and vote counting devices installed at polling places under the control of the voting jurisdiction;
- ◆ Software that operates on ballot printers, vote counting devices, and other hardware typically installed at central or precinct locations (including contractor facilities); and
- ◆ Election management software.

However, some requirements apply only in specific situations indicated in this section. In addition to the requirements of this section, all software used in any manner to support any voting-related activities shall meet the requirements for security described in Section 6 of the Standards.

4.1.3 Exclusions

Some voting systems use equipment, such as personal computers, that may be used for other purposes and have resident on the equipment general purpose software such as operating systems, programming language compilers, database management systems, and Web browsers. Such software is governed by the Standards unless:

- ◆ The software provides no support of voting system capabilities;
- ◆ The software is removable, disconnectable, or switchable such that it cannot function while voting system functions are enabled; and
- ◆ Procedures are provided that confirm that the software has been removed, disconnected, or switched.

4.2 Software Design and Coding Standards

The software used by voting systems is selected by the vendor and not prescribed by the Standards. This section provides standards for voting system software with regard to:

- ◆ Selection of programming languages;
- ◆ Software integrity;
- ◆ Software modularity and programming;
- ◆ Control constructs;
- ◆ Naming conventions;
- ◆ Coding conventions; and
- ◆ Comment conventions.

4.2.1 Selection of Programming Languages

Software associated with the logical and numerical operations of vote data shall use a high-level programming language, such as: Pascal, Visual Basic, Java, C and C++. The requirement for the use of high-level language for logical operations does not preclude the use of assembly language for hardware-related segments, such as device controllers and handler programs. Also, operating system software may be designed in assembly language.

4.2.2 Software Integrity

Self-modifying, dynamically loaded, or interpreted code is prohibited, except under the security provisions outlined in section 6.4.e. This prohibition is to ensure that the software tested and approved during the qualification process remains unchanged and retains its integrity. External modification of code during execution shall be prohibited. Where the development environment (programming language and development tools) includes the following features, the software shall provide controls to prevent accidental or deliberate attempts to replace executable code:

- ◆ Unbounded arrays or strings (includes buffers used to move data);
- ◆ Pointer variables; and
- ◆ Dynamic memory allocation and management.

4.2.3 Software Modularity and Programming

Voting system application software, including COTS software, shall be designed in a modular fashion. However, COTS software is not required to be inspected for compliance with this requirement. For the purpose of this requirement¹, “modules” may be compiled or interpreted independently. Modules may also be nested. The modularity rules described here apply to the component sub modules of a library. The principle concept is that the module contains all the elements to compile or interpret successfully and has limited access to data in other modules. The design concept is simple replacement with another module whose interfaces match the original module. A module is designed in accordance with the following rules:

¹ Some software languages and development environments use a different definition of module but this principle still applies.

- a. Each module shall have a specific function that can be tested and verified independently of the remainder of the code. In practice, some additional modules (such as library modules) may be needed to compile the module under test, but the modular construction allows the supporting modules to be replaced by special test versions that support test objectives;
- b. Each module shall be uniquely and mnemonically named, using names that differ by more than a single character. In addition to the unique name, the modules shall include a set of header comments identifying the module's purpose, design, conditions, and version history, followed by the operational code. Headers are optional for modules of fewer than ten executable lines where the subject module is embedded in a larger module that has a header containing the header information. Library modules shall also have a header comment describing the purpose of the library and version information;
- c. All required resources, such as data accessed by the module, should either be contained within the module or explicitly identified as input or output to the module. Within the constraints of the programming language, such resources shall be placed at the lowest level where shared access is needed. If that shared access level is across multiple modules, the definitions should be defined in a single file (called header files in some languages, such as C) where any changes can be applied once and the change automatically applies to all modules upon compilation or activation;
- d. A module is small enough to be easy to follow and understand. Program logic visible on a single page is easy to follow and correct. Volume II, Section 5 provides testing guidelines for the ITA to identify large modules subject to review under this requirement;
- e. Each module shall have a single entry point, and a single exit point, for normal process flow. For library modules or languages such as the object-oriented languages, the entry point is to the individual contained module or method invoked. The single exit point is the point where control is returned. At that point, the data that is expected as output must be appropriately set. The exception for the exit point is where a problem is so severe that execution cannot be resumed. In this case, the design must explicitly protect all recorded votes and audit log information and must implement formal exception handlers provided by the language; and
- f. Process flow within the modules shall be restricted to combinations of the control structures defined in Volume II, Section 5. These structures support the modular concept, especially the single entry/exit rule above. They apply to any language feature where program control passes from one activity to the next, such as control scripts, object methods, or sets of executable statements, even though the language itself is not procedural.

4.2.4 Control Constructs

Voting system software shall use the control constructs identified in Volume II, Section 5:

- a. Acceptable constructs are Sequence, If-Then-Else, Do-While, Do-Until, Case, and the General loop (including the special case for loop);
- b. If the programming language used does not provide these control constructs, the vendor shall provide them (that is, comparable control structure logic). The constructs shall be used consistently throughout the code. No other constructs shall be used to control program logic and execution;
- c. While some programming languages do not create programs as linear processes, stepping from an initial condition, through changes, to a conclusion, the program components nonetheless contain procedures (such as “methods” in object-oriented languages). Even in these programming languages, the procedures must execute through these control constructs (or their equivalents, as defined and provided by the vendor); and
- d. Operator intervention or logic that evaluates received or stored data shall not re-direct program control within a program routine. Program control may be re-directed within a routine by calling subroutines, procedures, and functions, and by interrupt service routines and exception handlers (due to abnormal error conditions). Do-While (False) constructs and intentional exceptions (used as GoTos) are prohibited.

4.2.5 Naming Conventions

Voting system software shall use the following naming conventions:

- a. Object, function, procedure, and variable names shall be chosen so as to enhance the readability and intelligibility of the program. Insofar as possible, names shall be selected so that their parts of speech represent their use, such as nouns to represent objects, verbs to represent functions, etc.;
- b. Names used in code and in documentation shall be consistent;
- c. Names shall be unique within an application. Names shall differ by more than a single character. All single-character names are forbidden except those for variables used as loop indexes. In large systems where subsystems tend to be developed independently, duplicate names may be used where the scope of the name is unique within the application. Names should always be unique where modules are shared; and

- d. Language keywords shall not be used as names of objects, functions, procedures, variables, or in any manner not consistent with the design of the language.

4.2.6 Coding Conventions

Voting system software shall adhere to basic coding conventions. The coding conventions used shall meet one of the following conditions:

- a. The vendors shall identify the published, reviewed, and industry-accepted coding conventions used and the ITAs shall test for compliance; or
- b. The ITAs shall evaluate the code using the coding convention requirements specified in Volume II, Section 5.

These standards reference conventions that protect the integrity and security of the code, which may be language-specific, and language-independent conventions that significantly contribute to readability and maintainability. Specific style conventions that support economical testing are not binding unless adopted by the vendor.

4.2.7 Comment Conventions

Voting system software shall use the following comment conventions:

- a. All modules shall contain headers. For small modules of 10 lines or less, the header may be limited to identification of unit and revision information. Other header information should be included in the small unit headers if not clear from the actual lines of code. Header comments shall provide the following information:
 - 1) The purpose of the unit and how it works;
 - 2) Other units called and the calling sequence;
 - 3) A description of input parameters and outputs;
 - 4) File references by name and method of access (read, write, modify , append, etc.);
 - 5) Global variables used; and
 - 6) dDate of creation and a revision record;
- b. Descriptive comments shall be provided to identify objects and data types. All variables shall have comments at the point of declaration clearly explaining their use. Where multiple variables that share the same meaning are required, the variables may share the same comment;

- c. In-line comments shall be provided to facilitate interpretation of functional operations, tests, and branching;
- d. Assembly code shall contain descriptive and informative comments such that its executable lines can be clearly understood; and
- e. All comments shall be formatted in a uniform manner that makes it easy to distinguish them from executable code.

4.3 Data and Document Retention

All systems shall:

- a. Maintain the integrity of voting and audit data during an election, and for at least 22 months thereafter, a time sufficient in which to resolve most contested elections and support other activities related to the reconstruction and investigation of a contested election; and
- b. Protect against the failure of any data input or storage device at a location controlled by the jurisdiction or its contractors, and against any attempt at improper data entry or retrieval.

4.4 Audit Record Data

Audit trails are essential to ensure the integrity of a voting system. Operational requirements for audit trails are described in Section 2.2.5.2 of the Standards. Audit record data are generated by these procedures. The audit record data in the following subsections are essential to the complete recording of election operations and reporting of the vote tally. This list of audit records may not reflect the design constructs of some systems. Therefore, vendors shall supplement it with information relevant to the operation of their specific systems.

4.4.1 Pre-election Audit Records

During election definition and ballot preparation,, the system shall audit the preparation of the baseline ballot formats and modifications to them, a description of these modifications, and corresponding dates. The log shall include:

- a. The allowable number of selections for an office or issue;
- b. The combinations of voting patterns permitted or required by the jurisdiction;

- c. The inclusion or exclusion of offices or issues as the result of multiple districting within the polling place;
- d. Any other characteristics that may be peculiar to the jurisdiction, the election, or the polling place's location;
- e. Manual data maintained by election personnel;
- f. Samples of all final ballot formats; and
- g. Ballot preparation edit listings.

4.4.2 System Readiness Audit Records

The following minimum requirements apply to system readiness audit records:

- a. Prior to the start of ballot counting, a system process shall verify hardware and software status and generate a readiness audit record. This record shall include the identification of the software release, the identification of the election to be processed, and the results of software and hardware diagnostic tests;
- b. In the case of systems used at the polling place, the record shall include the polling place's identification;
- c. The ballot interpretation logic shall test and record the correct installation of ballot formats on voting devices;
- d. The software shall check and record the status of all data paths and memory locations to be used in vote recording to protect against contamination of voting data;
- e. Upon the conclusion of the tests, the software shall provide evidence in the audit record that the test data have been expunged;
- f. If required and provided, the ballot reader and arithmetic-logic unit shall be evaluated for accuracy, and the system shall record the results. It shall allow the processing, or simulated processing, of sufficient test ballots to provide a statistical estimate of processing accuracy; and
- g. For systems that use a public network, provide a report of test ballots that includes:
 - 1) Number of ballots sent;
 - 2) When each ballot was sent;
 - 3) Machine from which each ballot was sent; and
 - 4) Specific votes or selections contained in the ballot.

4.4.3 In-Process Audit Records

In-process audit records document system operations during diagnostic routines and the casting and tallying of ballots. At a minimum, the in-process audit records shall contain:

- a. Machine generated error and exception messages to demonstrate successful recovery. Examples include, but are not necessarily limited to:
 - 1) The source and disposition of system interrupts resulting in entry into exception handling routines;
 - 2) All messages generated by exception handlers;
 - 3) The identification code and number of occurrences for each hardware and software error or failure;
 - 4) Notification of system login or access errors, file access errors, and physical violations of security as they occur, and a summary record of these events after processing;
 - 5) Other exception events such as power failures, failure of critical hardware components, data transmission errors, or other type of operating anomaly;
- b. Critical system status messages other than informational messages displayed by the system during the course of normal operations. These items include, but are not limited to:
 - 1) Diagnostic and status messages upon startup;
 - 2) The “zero totals” check conducted before opening the polling place or counting a precinct centrally;
 - 3) For paper-based systems, the initiation or termination of card reader and communications equipment operation; and
 - 4) For DRE machines at controlled voting locations, the event (and time, if available) of activating and casting each ballot (i.e., each voter's transaction as an event). This data can be compared with the public counter for reconciliation purposes;
- c. Non-critical status messages that are generated by the machine's data quality monitor or by software and hardware condition monitors; and
- d. System generated log of all normal process activity and system events that require operator intervention, so that each operator access can be monitored and access sequence can be constructed.

4.4.4 Vote Tally Data

In addition to the audit requirements described above, other election-related data is essential for reporting results to interested parties, the press, and the voting public, and is vital to verifying an accurate count.

Voting systems shall meet these reporting requirements by providing software capable of obtaining data concerning various aspects of vote counting and producing reports of them on a printer. At a minimum, vote tally data shall include:

- a. Number of ballots cast, using each ballot configuration, by tabulator, by precinct, and by political subdivision;
- b. Candidate and measure vote totals for each contest, by tabulator;
- c. The number of ballots read within each precinct and for additional jurisdictional levels, by configuration, including separate totals for each party in primary elections;
- d. Separate accumulation of overvotes and undervotes for each contest, by tabulator, precinct and for additional jurisdictional levels (no overvotes would be indicated for DRE voting devices); and
- e. For paper-based systems only, the total number of ballots both processed and unprocessable; and if there are multiple card ballots, the total number of cards read.

For systems that produce an electronic file containing vote tally data, the contents of the file shall include the same minimum data cited above for printed vote tally reports.

4.5 Vote Secrecy (DRE Systems)

All DRE systems shall ensure vote secrecy by:

- a. Immediately after the voter chooses to cast his or her ballot, record the voter's selections in the memory to be used for vote counting and audit data (including ballot images), and erase the selections from the display, memory, and all other storage, including all forms of temporary storage; and
- b. Immediately after the voter chooses to cancel his or her ballot, erase the selections from the display and all other storage, including buffers and other temporary storage.

5 Telecommunications

5.1 Scope

This section contains the performance, design, and maintenance characteristics of the telecommunications components of voting systems and the acceptable levels of performance against these characteristics. For the purpose of the Standards, telecommunications is defined as the capability to transmit and receive data electronically using hardware and software components over distances both within and external to a polling place.

The requirements in this section represent acceptable levels of combined telecommunications hardware and software function and performance for the transmission of data that is used to operate the system and report election results. Where applicable, this section specifies minimum values for critical performance and functional attributes involving telecommunications hardware and software components.

This section does not apply to other means of moving data, such as the physical transport of data recorded on paper-based media, or the transport of physical devices, such as memory cards, that store data in electronic form.

Voting systems may include network hardware and software to transfer data among systems. Major network components are local area networks (LANs), wide area networks (WANs), workstations (desktop computers), servers, data, and applications. Workstations include voting stations, precinct tabulation systems, and voting supervisory terminals. Servers include systems that provide registration forms and ballots and accumulate and process voter registrations and cast ballots.

Desirable network characteristics include simplicity, flexibility (especially in routing, to maintain good response times) and maintainability (including availability, provided primarily through redundancy of resources and connections, particularly of connections to public infrastructure).

A wide area network (WAN) public telecommunications component consists of the hardware and software to transport information, over shared, public (i.e., commercial or governmental) circuitry, or among private systems. For voting systems, the telecommunications boundaries are defined as the transport circuitry, on one side of which exists the public telecommunications infrastructure, outside the control of voting system supervisors. On the other side of the transport circuitry are the local area network (LAN) resources, workstations, servers, data and applications controlled by voting system supervisors.

Local area network (LAN) components consist of the hardware and software infrastructure used to transport information between users in a local environment, typically a building or group of buildings. Typically a LAN connects workstations, perhaps with a local server.

An application may be a single program or a group of programs that work together to provide a function to an end user, who may be a voter or an election administrator. Voter programs may include voter registration, balloting, and status checking. Administrator programs may include ballot preparation, registration for preparation, registration approval, ballot vetting, ballot processing, and election processing.

This Section is intended to compliment the network security requirements found in Volume I Section 6, which include requirements for voter and administrator access, availability of network service, data confidentiality, and data integrity. Most importantly, security services will restrict access to local election system components from public resources, and these services will also restrict access to voting system data while it is in transit across public resources. (This is corollary to voting supervisors controlling local election systems and not assuming control over public resources.)

5.1.1 Types of Components

This section addresses telecommunications hardware and software across a broad range of technologies including, but not limited to:

- ◆ Dial-up communications technologies:
 - Standard landline;
 - Wireless;
 - Microwave;
 - Very Small Aperture Terminal (VSAT);
 - Integrated Services Digital Network (ISDN); and
 - Digital Subscriber Line (DSL);
- ◆ High-speed telecommunications lines (public and private):

- FT-1, T-1, T-3;
- Frame Relay; and
- Private line;
- ◆ Cabling technologies:
 - Universal Twisted Pair (UTP) cable (CAT 5 or higher);
 - Ethernet hub/switch; and
 - Wireless connections (Radio Frequency (RF) and Infrared);
- ◆ Communications routers;
- ◆ Modems, whether internal and external to personal computers, computer servers, and other voting system components (whether installed at the polling place or central count location);
- ◆ Modem drivers, dial-up networking software;
- ◆ Channel service units (CSU)/Data service units (DSU) (whether installed at the polling place or central count location); and
- ◆ Dial-up networking applications software.

5.1.2 Telecommunications Operations and Providers

This section applies to voting-related transmissions over public networks, such as those provided by regional telephone companies and long distance carriers. This section also applies to private networks regardless of whether the network is owned and operated by the election jurisdiction.

For systems that transmit official data over public networks, this Section applies to telecommunications components installed and operated at settings supervised by election officials, such as polling places or central offices. These standards apply to:

- ◆ Components acquired by the jurisdiction for the purpose of voting, including components installed at the poll site or a central office (including central site facilities operated by vendors or contractors); and
- ◆ Components acquired by others (such as school systems, libraries, military installations and other public organizations) that are used at settings supervised by election officials, including minimum configuration components required by the vendor but that the vendor permits to be acquired from third party sources not under the vendor's control (e.g., router or modem card manufacturer or supplier)

5.1.3 Data Transmissions

These requirements apply to the use of telecommunications to transmit data for the preparation of the system for an election, the execution of an election, and the preservation of the system data and audit trails during and following an election. While this section does not assume a specific model of voting system operations and does not assume a specific model for the use of telecommunications to support such operations, it does address the following types of data, where applicable:

- ◆ **Voter Authentication:** Coded information that confirms the identity of a voter for security purposes for a system that transmits votes individually over a public network;
- ◆ **Ballot Definition:** Information that describes to a voting machine the content and appearance of the ballots to be used in an election;
- ◆ **Vote Transmission:** For systems that transmit votes individually over a public network, the transmission of a single vote within a network at a polling place and to the county (or contractor) for consolidation with other county vote data;
- ◆ **Vote Count:** Information representing the tabulation of votes at any level within the control of the jurisdiction, such as the polling place, precinct, or central count; and
- ◆ **List of Voters:** A listing of the individual voters who have cast ballots in a specific election.

Additional data transmissions used to operate a voting system in the conduct of an election, but not explicitly listed above, are also subject to the standards of this section.

For systems that transmit data using public networks, this section applies to telecommunications hardware and software for transmissions within and among all combinations of senders and receivers indicated below:

- ◆ Polling places;
- ◆ Precinct count facilities; and
- ◆ Central count facilities (whether operated by the jurisdiction or a contractor).

5.2 Design, Construction, and Maintenance Requirements

Design, construction, and maintenance requirements for telecommunications represent the operational capability of both system hardware and software. These capabilities shall be considered basic to all data transmissions.

5.2.1 Accuracy

The telecommunications components of all voting systems shall meet the accuracy requirements of Section 3.2.1.

5.2.2 Durability

The telecommunications components of all voting systems shall meet the durability requirements of Section 3.4.2.

5.2.3 Reliability

The telecommunications components of all voting systems shall meet the reliability requirements of Section 3.4.3.

5.2.4 Maintainability

The telecommunications components of all voting systems shall meet the maintainability requirements of Section 3.4.4.

5.2.5 Availability

The telecommunications components of all voting systems shall meet the availability requirements of Section 3.4.5.

5.2.6 Integrity

For WANs using public telecommunications, boundary definition and implementation shall meet the following requirements.

- a. Outside service providers and subscribers of such providers shall not be given direct access or control of any resource inside the boundary;

- b. Voting system administrators shall not require any type of control of resources outside this boundary. Typically, an end point of a telecommunications circuit will be a subscriber termination on a Digital Service Unit/Customer Service Unit (DSU/CSU) (though the precise technology may vary, being such things as cable modems or routers). Regardless of the technology used, the boundary point must ensure that everything on one side is locally configured and controlled while everything on the other side is controlled by an outside service provider; and
- c. The system shall be designed and configured such that it is not vulnerable to a single point of failure in the connection to the public network causing total loss of voting capabilities at any polling place.

5.2.7 Confirmation

Confirmation occurs when the system notifies the user of the successful or unsuccessful completion of the data transmission, where successful completion is defined as accurate receipt of the transmitted data. To provide confirmation, the telecommunications components of a voting system shall:

- a. Notify the user of the successful or unsuccessful completion of the data transmission; and
- b. In the event of unsuccessful transmission, notify the user of the action to be taken.

6

Security Standards

6.1 Scope

This section describes essential security capabilities for a voting system, encompassing the system's hardware, software, communications, and documentation. The Standards recognize that no predefined set of security standards will address and defeat all conceivable or theoretical threats. However, the Standards articulate requirements to achieve acceptable levels of integrity, reliability, and inviolability. Ultimately, the objectives of the security standards for voting systems are:

- ◆ To establish and maintain controls that can ensure that accidents, inadvertent mistakes, and errors are minimized;
- ◆ To protect the system from intentional manipulation and fraud, and from malicious mischief;
- ◆ To identify fraudulent or erroneous changes to the system; and
- ◆ To protect secrecy in the voting process.

The Standards are intended to address a broad range of risks to the integrity of a voting system. While it is not possible to identify all potential risks, the Standards identify several types of risk that must be addressed by a voting system. These include:

- ◆ Unauthorized changes to system capabilities for:
 - Defining ballot formats;
 - Casting and recording votes;
 - Calculating vote totals consistent with defined ballot formats; and
 - Reporting vote totals;
- ◆ Alteration of voting system audit trails;
- ◆ Changing, or preventing the recording of, a vote;

- ◆ Introducing data for a vote not cast by a registered voter;
- ◆ Changing calculated vote totals;
- ◆ Preventing access to vote data, including individual votes and vote totals, to unauthorized individuals; and
- ◆ Preventing access to voter identification data and data for votes cast by the voter such that an individual can determine the content of specific votes cast by the voter.

This section describes specific capabilities that vendors shall integrate into a voting system in order to address the risks listed above.

6.1.1 System Components and Sources

The requirements of this section apply to the broad range of hardware, software, communications components, and documentation that comprises a voting system. These requirements apply to components:

- ◆ Provided by the voting system vendor and the vendor's suppliers;
- ◆ Furnished by an external provider (for example providers of personal computers and commercial off-the-shelf (COTS) operating systems) where the components are capable of being used during voting system operation; and
- ◆ Developed by a voting jurisdiction.

6.1.2 Location and Control of Software and Hardware on Which it Operates

The requirements of this section apply to all software used in any manner to support any voting-related activity, regardless of the ownership of the software or the ownership and location of the hardware on which the software is installed or operated. These requirements apply to software that operates on:

- ◆ Voting devices and vote counting devices installed at polling places under the control or authority of the voting jurisdiction; and
- ◆ Ballot printers, vote counting devices, and other hardware typically installed at central or precinct locations (including contractor facilities).

However, some requirements are applicable only in circumstances specified by this section.

6.1.3 Elements of Security Outside Vendor Control

The requirements of this section apply to the capabilities of a voting system provided by the vendor. The Standards recognizes that effective security requires safeguards beyond those provided by the vendor. Effective security demands diligent security practices by the purchasing jurisdiction and the jurisdictions representatives. These practices include:

- ◆ Administrative and management controls for the voting system and election management, including access controls;
- ◆ Internal security procedures;
- ◆ Adherence to, and enforcement of, operational procedures (e.g., effective password management);
- ◆ Security of physical facilities; and
- ◆ Organizational responsibilities and personnel screening.

Because specific standards for these elements are not under the direct control of the vendor, they will be addressed in forthcoming Operational Guidelines that address best practices for jurisdictions conducting elections and managing the operation of voting systems.

6.1.4 Organization of this Section

The standards presented in this section are organized as follows:

- ◆ **Access Control:** These standards addresses procedures and system capabilities that limit or detect access to critical system components in order to guard against loss of system integrity, availability, confidentiality, and accountability.
- ◆ **Equipment and Data Security:** These standards address physical security measures and procedures that prevent disruption of the voting process at the poll site and corruption of voting data.
- ◆ **Software Security:** These standards address the installation of software, including firmware, in the voting system and the protection against malicious software.
- ◆ **Telecommunication and Data Transmission:** These standards address security for the electronic transmission of data between system components or locations over both private and public networks

- ◆ **Security for Transmission of Official Data Over Public Communications Networks:** These standards address security for systems that communicate individual votes or vote totals over public communications networks.

It should be noted that computer-generated audit controls facilitate system security and are an integral part of software capability. These audit requirements are presented in Section 4.

6.2 Access Control

Access controls are procedures and system capabilities that detect or limit access to system components in order to guard against loss of system integrity, availability, confidentiality, and accountability. Access controls provide reasonable assurance that system resources such as data files, application programs, and computer-related facilities and equipment are protected against unauthorized operation, modification, disclosure, loss, or impairment. Unauthorized operations include modification of compiled or interpreted code, run-time alteration of flow control logic or of data, and abstraction of raw or processed voting data in any form other than a standard output report by an authorized operator.

Access controls may include physical controls, such as keeping computers in locked rooms to limit physical access, and technical controls, such as security software programs designed to prevent or detect unauthorized access to sensitive files. The access controls contained in this section of the Standards are limited to those controls required of system vendors. Access controls required of jurisdictions will be addressed in future documents detailing operational guidelines for jurisdictions.

6.2.1 Access Control Policy

The vendor shall specify the general features and capabilities of the access control policy recommended to provide effective voting system security.

6.2.1.1 General Access Control Policy

Although the jurisdiction in which the voting system is operated is responsible for determining the access policies applying to each election, the vendor shall provide a description of recommended policies for:

- a. Software access controls;
- b. Hardware access controls;

- c. Communications;
- d. Effective password management;
- e. Protection abilities of a particular operating system;
- f. General characteristics of supervisory access privileges;
- g. Segregation of duties; and
- h. Any additional relevant characteristics.

6.2.1.2 Individual Access Privileges

Voting system vendors shall:

- a. Identify each person to whom access is granted, and the specific functions and data to which each person holds authorized access;
- b. Specify whether an individual's authorization is limited to a specific time, time interval, or phase of the voting or counting operations; and
- c. Permit the voter to cast a ballot expeditiously, but preclude voter access to all other aspects of the vote-counting processes.

6.2.2 Access Control Measures

Vendors shall provide a detailed description of all system access control measures designed to permit authorized access to the system and prevent unauthorized access. Examples of such measures include:

- a. Use of data and user authorization;
- b. Program unit ownership and other regional boundaries;
- c. One-end or two-end port protection devices;
- d. Security kernels;
- e. Computer-generated password keys;
- f. Special protocols;
- g. Message encryption; and
- h. Controlled access security.

Vendors also shall define and provide a detailed description of the methods used to prevent unauthorized access to the access control capabilities of the system itself.

6.3 Physical Security Measures

A voting system's sensitivity to disruption or corruption of data depends, in part, on the physical location of equipment and data media, and on the establishment of secure telecommunications among various locations. Most often, the disruption of voting and vote counting results from a physical violation of one or more areas of the system thought to be protected. Therefore, security procedures shall address physical threats and the corresponding means to defeat them.

6.3.1 Polling Place Security

For polling place operations, vendors shall develop and provide detailed documentation of measures to anticipate and counteract vandalism, civil disobedience, and similar occurrences. The measures shall:

- a. Allow the immediate detection of tampering with vote casting devices and precinct ballot counters; and
- b. Control physical access to a telecommunications link if such a link is used.

6.3.2 Central Count Location Security

Vendors shall develop and document in detail the measures to be taken in a central counting environment. These measures shall include physical and procedural controls related to the:

- a. Handling of ballot boxes;
- b. Preparing of ballots for counting;
- c. Counting operations; and
- d. Reporting data.

6.4 Software Security

Voting systems shall meet specific security requirements for the installation of software and for protection against malicious software.

6.4.1 Software and Firmware Installation

The system shall meet the following requirements for installation of software, including hardware with embedded firmware:

- a. If software is resident in the system as firmware, the vendor shall require and state in the system documentation that every device is to be retested to validate each ROM prior to the start of elections operations;
- b. To prevent alteration of executable code, no software shall be permanently installed or resident in the system unless the system documentation states that the jurisdiction must provide a secure physical and procedural environment for the storage, handling, preparation, and transportation of the system hardware;
- c. The system bootstrap, monitor, and device-controller software may be resident permanently as firmware, provided that this firmware has been shown to be inaccessible to activation or control by any means other than by the authorized initiation and execution of the vote-counting program, and its associated exception handlers;
- d. The election-specific programming may be installed and resident as firmware, provided that such firmware is installed on a component (such as computer chip) other than the component on which the operating system resides; and
- e. After initiation of election day testing, no source code or compilers or assemblers shall be resident or accessible.

6.4.2 Protection Against Malicious Software

Voting systems shall deploy protection against the many forms of threats to which they may be exposed such as file and macro viruses, worms, Trojan horses, and logic bombs. Vendors shall develop and document the procedures to be followed to ensure that such protection is maintained in a current status.

6.5 Telecommunications and Data Transmission

There are four areas that must be addressed by telecommunications and data transmission security capabilities:

- ◆ Access control for telecommunications capabilities;
- ◆ Data integrity;

- ◆ Detection and prevention of data interception; and
- ◆ Protection against external threats to which commercial products used by a voting system may be susceptible.

6.5.1 Access Control

Voting systems that use telecommunications to communicate between system components and locations are subject to the same security requirements governing access to any other system hardware, software, and data function.

6.5.2 Data Integrity

Voting systems that use electrical or optical transmission of data shall ensure the receipt of valid vote records is verified at the receiving station. This should include standard transmission error detection and correction methods such as checksums or message digest hashes. Verification of correct transmission shall occur at the voting system application level and ensure that the correct data is recorded on all relevant components consolidated within the polling place prior to the voter completing casting of his or her ballot.

6.5.3 Data Interception Prevention

Voting systems that use telecommunications as defined in Section 5 to communicate between system components and locations before the poll site is officially closed shall:

- a. Implement an encryption standard currently documented and validated for use by an agency of the U.S. Federal Government; and
- b. Provide a means to detect the presence of an intrusive process, such as an Intrusion Detection System.

6.5.4 Protection Against External Threats

Voting systems that use public telecommunications networks shall implement protections against external threats to which commercial products used in the system may be susceptible.

6.5.4.1 Identification of COTS Products

Voting systems that use public telecommunications networks shall provide system documentation that clearly identifies all COTS hardware and software products and communications services used in the development and/or operation of the voting system, including:

- a. Operating systems;
- b. Communications routers;
- c. Modem drivers; and
- d. Dial-up networking software.

Such documentation shall identify the name, vendor, and version used for each such component.

6.5.4.2 Use of Protective Software

Voting systems that use public telecommunications networks shall use protective software at the receiving-end of all communications paths to:

- a. Detect the presence of a threat in a transmission;
- b. Remove the threat from infected files/data;
- c. Prevent against storage of the threat anywhere on the receiving device;
- d. Provide the capability to confirm that no threats are stored in system memory and in connected storage media; and
- e. Provide data to the system audit log indicating the detection of a threat and the processing performed.

Vendors shall use multiple forms of protective software as needed to provide capabilities for the full range of products used by the voting system.

6.5.4.3 Monitoring and Responding to External Threats

Voting systems that use public telecommunications networks may become vulnerable, by virtue of their system components, to external threats to the accuracy and integrity of vote recording, vote counting, and vote consolidation and reporting processes. Therefore, vendors of such systems shall document how they plan to monitor and respond to known threats to which their voting systems are vulnerable. This documentation shall provide a detailed description, including scheduling information, of the procedures the vendor will use to:

- a. Monitor threats, such as through the review of assessments, advisories, and alerts for COTS components issued by the Computer Emergency Response Team (CERT), for which a current listing can be found at <http://www.cert.org>, the National Infrastructure Protection Center (NIPC), for which a current listing can be found at <http://www.nipc.gov/warnings/warnings.htm>, and the Federal Computer Incident Response Capability (FedCIRC), for which additional information can be found at <http://www.fedcirc.gov/>;
- b. Evaluate the threats and, if any, proposed responses;
- c. Develop responsive updates to the system and/or corrective procedures;
- d. Submit the proposed response to the ITAs and appropriate states for approval, identifying the exact changes and whether or not they are temporary or permanent;
- e. After implementation of the proposed response is approved by the state, assist clients, either directly or through detailed written procedures, how to update their systems and/or to implement the corrective procedures no later than one month before an election; and
- f. Address threats emerging too late to correct the system at least one month before the election, including:
 - 1) Providing prompt, emergency notification to the ITAs and the affected states and user jurisdictions;
 - 2) Assisting client jurisdictions directly, or advising them through detailed written procedures, to disable the public telecommunications mode of the system; and
 - 3) After the election, modifying the system to address the threat; submitting the modified system to an ITA and appropriate state certification authority for approval, and assisting client jurisdictions directly, or advising them through detailed written procedures, to update their systems and/or to implement the corrective procedures after approval.

6.5.5 Shared Operating Environment

Ballot recording and vote counting can be performed in either a dedicated or non-dedicated environment. If ballot recording and vote counting operations are performed in an environment that is shared with other data processing functions, both hardware and software features shall be present to protect the integrity of vote counting and of vote data. Systems that use a shared operating environment shall:

- a. Use security procedures and logging records to control access to system functions;
- b. Partition or compartmentalize voting system functions from other concurrent functions at least logically, and preferably physically as well;

- c. Controlled system access by means of passwords, and restriction of account access to necessary functions only; and
- d. Have capabilities in place to control the flow of information, precluding data leakage through shared system resources.

6.5.6 Access to Incomplete Election Returns and Interactive Queries

If the voting system provides access to incomplete election returns and interactive inquiries before the completion of the official count, the system shall:

- a. For equipment that operates in a central counting environment, be designed to provide external access to incomplete election returns only if that access for these purposes is authorized by the statutes and regulations of the using agency. This requirement applies as well to polling place equipment that contains a removable memory module, or that may be removed in its entirety to a central place for the consolidation of polling place returns.
- b. Use voting system software and its security environment designed such that data accessible to interactive queries resides in an external file, or database, that is created and maintained by the elections software under the restrictions applying to any other output report, namely, that:
 - 1) The output file or database has no provision for write-access back to the system.
 - 2) Persons whose only authorized access is to the file or database are denied write-access, both to the file or database, and to the system.

6.6 Security for Transmission of Official Data Over Public Communications Networks

DRE systems that transmit data over public telecommunications networks face security risks that are not present in other DRE systems. This section describes standards applicable to DRE systems that use public telecommunications networks.

6.6.1 General Security Requirements for Systems Transmitting Data Over Public Networks

All systems that transmit data over public telecommunications networks shall:

- a. Preserve the secrecy of a voter’s ballot choices, and prevent anyone from violating ballot privacy;
- b. Employ digital signature for all communications between the vote server and other devices that communicate with the server over the network; and
- c. Require that at least two authorized election officials activate any critical operation regarding the processing of ballots transmitted over a public communications network takes place, i.e. the passwords or cryptographic keys of at least two employees are required to perform processing of votes.

6.6.2 Voting Process Security for Casting Individual Ballots over a Public Telecommunications Network

Systems designed for transmission of telecommunications over public networks shall meet security standards that address the security risks attendant with the casting of ballots from poll sites controlled by election officials using voting devices configured and installed by election officials and/or their vendor or contractor, and using in-person authentication of individual voters.

6.6.2.1 Documentation of Mandatory Security Activities

Vendors of systems that cast individual ballots over a public telecommunications network shall provide detailed descriptions of:

- a. All activities mandatory to ensuring effective system security to be performed in setting up the system for operation, including testing of security before an election; and
- b. All activities that should be prohibited during system setup and during the time frame for voting operations, including both the hours when polls are open and when polls are closed.

6.6.2.2 Capabilities to Operate During Interruption of Telecommunications Capabilities

These systems shall provide the following capabilities to provide resistance to interruptions of telecommunications service that prevent voting devices at the poll site from communicating with external components via telecommunications:

- a. Detect the occurrence of a telecommunications interruption at the poll site and switch to an alternative mode of operation that is not dependent on the connection between poll site voting devices and external system components;

- b. Provide an alternate mode of operation that includes the functionality of a conventional DRE machine without losing any single vote;
- c. Create and preserve an audit trail of every vote cast during the period of interrupted communication and system operation in conventional DRE system mode;
- d. Upon reestablishment of communications, transmit and process votes accumulated while operating in conventional DRE system mode with all security safeguards in effect; and
- e. Ensure that all safeguards related to voter identification and authentication are not affected by the procedures employed by the system to counteract potential interruptions of telecommunications capabilities.

7

Quality Assurance

7.1 Scope

Quality Assurance provides continuous confirmation that a voting system conforms with the Standards and to the requirements of state and local jurisdictions. Quality Assurance is a vendor function with associated practices that is initiated prior to system development and continues throughout the maintenance life cycle of the voting system. Quality Assurance focuses on building quality into a system and reducing dependence on system tests at the end of the life cycle to detect deficiencies, thus helping ensure the system:

- ◆ Meets stated requirements and objectives;
- ◆ Adheres to established standards and conventions;
- ◆ Functions consistent with related components and meets dependencies for use within the jurisdiction; and
- ◆ Reflects all changes approved during its initial development, internal testing, qualification, and, if applicable, additional certification processes.

7.2 General Requirements

The voting system vendor is responsible for designing and implementing a quality assurance program to ensure that the design, workmanship, and performance requirements of this standard are achieved in all delivered systems and components. At a minimum, this program shall:

- a. Include procedures for specifying, procuring, inspecting, accepting, and controlling parts and raw materials of the requisite quality;
- b. Require the documentation of the hardware and software development process;
- c. Identify and enforce all requirements for:

- 1) In-process inspection and testing that the manufacturer deems necessary to ensure proper fabrication and assembly of hardware, and
 - 2) Installation and operation of software (including firmware).
- d. Include plans and procedures for post-production environmental screening and acceptance test; and
 - e. Include a procedure for maintaining all data and records required to document and verify the quality inspections and tests.

7.3 Components from Third Parties

A vendors who does not manufacture all the components of its voting system, but instead procures components as standard commercial items for assembly and integration into a voting system, should verify that the supplier vendors follow documented quality assurance procedures that are at least as stringent as those used internally by the voting system vendor.

7.4 Responsibility for Tests

The manufacturer or vendor shall be responsible for:

- a. Performing all quality assurance tests;
- b. Acquiring and documenting test data; and
- c. Providing test reports for review by the ITA, and to the purchaser upon request.

7.5 Parts & Materials Special Tests and Examinations

In order to ensure that voting system parts and materials function properly, vendors shall:

- a. Select parts and materials to be used in voting systems and components according to their suitability for the intended application. Suitability may be determined by similarity of this application to existing standard practice, or by means of special tests;

- b. Design special tests, if needed, to evaluate the part or material under conditions accurately simulating the actual operating environment; and
- c. Maintain the resulting test data as part of the quality assurance program documentation.

7.6 Quality Conformance Inspections

The vendor performs conformance inspections to ensure the overall quality of the voting system and components delivered to the ITA for testing and to the jurisdiction for implementation. To meet the conformance inspection requirements the vendor or manufacturer shall:

- a. Inspect and test each voting system or component to verify that it meets all inspection and test requirements for the system; and
- b. Deliver a record of tests, or a certificate of satisfactory completion, with each system or component.

7.7 Documentation

Vendors are required to produce documentation to support the development and formal testing of voting systems. To meet documentation requirements, vendors shall provide complete product documentation with each voting systems or components, as described Volume II, Section 2 for the TDP. This documentation shall:

- a. Be sufficient to serve the needs of the ITA, voters, election officials, and maintenance technicians;
- b. Be prepared and published in accordance with standard industrial practice for information technology and electronic and mechanical equipment; and
- c. Consist, at a minimum, of the following:
 - 1) System overview;
 - 2) System functionality description;
 - 3) System hardware specification;
 - 4) Software design and specifications;
 - 5) System security specification;
 - 6) System test and verification specification;
 - 7) System operations procedures;

- 8) System maintenance procedures;
- 9) Personnel deployment and training requirements;
- 10) Configuration management plan;
- 11) Quality assurance program; and
- 12) System Change Notes.

8

Configuration Management

8.1 Scope

This section contains specific requirements for configuration management of voting systems. For the purpose of the Standards, configuration management is defined as a set of activities and associated practices that ensures full knowledge and control of the components of a system, starting with its initial development and progressing through its ongoing maintenance and enhancement. This section describes activities in terms of their purposes and outcomes. It does not describe specific procedures or steps to be employed to accomplish them. Specific steps and procedures are left to the vendor to select.

Vendors are required to submit these procedures to the Independent Test Authority (ITA) as part of the Technical Data Package (TDP) for system qualifications described in *Volume II, Voting Systems Qualification Testing Standards*, for review against the requirements of this section. Additionally, state or local election legislation, regulations, or contractual agreements may require the vendor to conform to additional standards for configuration management or to adopt specific required procedures. Further, authorized election officials or their representatives reserve the right to inspect vendor facilities and operations to determine conformance with the vendor's reported procedures and with any additional requirements.

8.1.1 Configuration Management Requirements

Configuration management addresses a broad set of record keeping, audit, and reporting activities that contribute to full knowledge and control of a system and its components. These activities include:

- ◆ Identifying discrete system components;

- ◆ Creating records of a formal baseline and later versions of components;
- ◆ Controlling changes made to the system and its components;
- ◆ Releasing new versions of the system to ITAs;
- ◆ Releasing new versions of the system to customers;
- ◆ Auditing the system, including its documentation, against configuration management records;
- ◆ Controlling interfaces to other systems; and
- ◆ Identifying tools used to build and maintain the system.

8.1.2 Organization of Configuration Management Standards

The standards for configuration management presented in this section include:

- ◆ Application of configuration management requirements;
- ◆ Configuration management policy;
- ◆ Configuration identification;
- ◆ Baseline, promotion, and demotion procedures;
- ◆ Configuration control procedures;
- ◆ Release process;
- ◆ Configuration audits; and
- ◆ Configuration management resources.

8.1.3 Application of Configuration Management Requirements

Requirements for configuration management apply regardless of the specific technologies employed to all voting systems subject to the Standards. These system components include:

- a. Software components;
- b. Hardware components;
- c. Communications components;
- d. Documentation;

- e. Identification and naming and conventions (including changes to these conventions) for software programs and data files;
- f. Development and testing artifacts such as test data and scripts; and
- g. File archiving and data repositories.

8.2 Configuration Management Policy

The vendor shall describe its policies for configuration management in the TDP. This description shall address the following elements:

- a. Scope and nature of configuration management program activities; and
- b. Breadth of application of the vendor's policies and practices to the voting system (i.e., extent to which policies and practices apply to the total system, and extent to which policies and practices of suppliers apply to particular components, subsystems, or other defined system elements).

8.3 Configuration Identification

Configuration identification is the process of identifying, naming, and acquiring configuration items. Configuration identification encompasses all system components.

8.3.1 Structuring and Naming Configuration Items

The vendor shall describe the procedures and conventions used to:

- a. Classify configuration items into categories and subcategories;
- b. Uniquely number or otherwise identify configuration items; and
- c. Name configuration items;

8.3.2 Versioning Conventions

When a system component is used to identify higher-level system elements, a vendor shall describe the conventions used to:

- a. Identify the specific versions of individual configuration items and sets of items that are used by the vendor to identify higher level system elements such as subsystems;
- b. Uniquely number or otherwise identify versions; and
- c. Name versions.

8.4 Baseline, Promotion, and Demotion Procedures

The vendor shall establish formal procedures and conventions for establishing and providing a complete description of the procedures and related conventions used to:

- a. Establish a particular instance of a component as the starting baseline;
- b. Promote subsequent instances of a component to baseline status as development progresses through to completion of the initial completed version released to the ITAs for qualification testing; and
- c. Promote subsequent instances of a component to baseline status as the component is maintained throughout its life cycle until system retirement (i.e., the system is no longer sold or maintained by the vendor).

8.5 Configuration Control Procedures

Configuration control is the process of approving and implementing changes to a configuration item to prevent unauthorized additions, changes, or deletions. The vendor shall establish such procedures and related conventions, providing a complete description of those procedures used to:

- a. Develop and maintain internally developed items;
- b. Acquire and maintain third-party items;
- c. Resolve internally identified defects for items regardless of their origin; and
- d. Resolve externally identified and reported defects (i.e., by customers and ITAs).

8.6 Release Process

The release process is the means by which the vendor installs, transfers, or migrates the system to the ITAs and, eventually, to its customers. The vendor shall establish

such procedures and related conventions, providing a complete description of those used to:

- a. Perform a first release of the system to an ITA;
- b. Perform a subsequent maintenance or upgrade release of the system, or a particular components, to an ITA;
- c. Perform the initial delivery and installation of the system to a customer, including confirmation that the installed version of the system matches exactly the qualified system version; and
- d. Perform a subsequent maintenance or upgrade release of the system, or a particular component, to a customer, including confirmation that the installed version of the system matches exactly the qualified system version.

8.7 Configuration Audits

The Standards require two types of configuration audits: Physical Configuration Audits (PCA) and Functional Configuration Audits (FCA).

8.7.1 Physical Configuration Audit

The PCA is conducted by the ITA to compare the voting system components submitted for qualification to the vendor's technical documentation. For the PCA, a vendor shall provide:

- a. Identification of all items that are to be a part of the software release;
- b. Specification of compiler (or choice of compilers) to be used to generate executable programs;
- c. Identification of all hardware that interfaces with the software;
- d. Configuration baseline data for all hardware that is unique to the system;
- e. Copies of all software documentation intended for distribution to users, including program listings, specifications, operations manual, voter manual, and maintenance manual;
- f. User acceptance test procedures and acceptance criteria; and
- g. Identification of any changes between the physical configuration of the system submitted for the PCA and that submitted for the FCA, with a certification that any differences do not degrade the functional characteristics; and

- h. Complete descriptions of its procedures and related conventions used to support this audit by:
 - 1) Establishing a configuration baseline of the software and hardware to be tested; and
 - 2) Confirming whether the system documentation matches the corresponding system components.

8.7.2 Functional Configuration Audit

The FCA is conducted by the ITA to verify that the system performs all the functions described in the system documentation. The vendor shall:

- a. Completely describe its procedures and related conventions used to support this audit for all system components;
- b. Provide the following information to support this audit:
 - 1) Copies of all procedures used for module or unit testing, integration testing, and system testing;
 - 2) Copies of all test cases generated for each module and integration test, and sample ballot formats or other test cases used for system tests; and
 - 3) Records of all tests performed by the procedures listed above, including error corrections and retests.

In addition to such audits performed by ITAs during the system qualification process, elements of this audit may also be performed by state election organizations during the system certification process, and individual jurisdictions during system acceptance testing.

8.8 Configuration Management Resources

Often, configuration management activities are performed with the aid of automated tools. Assuring that such tools are available throughout the system life cycle, including if the vendor is acquired by or merged with another organization, is critical to effective configuration management. Vendors may choose the specific tools they use to perform the record keeping, audit, and reporting activities of the configuration management standards. The resources documentation standard provided below focus on assuring that procedures are in place to record information about the tools to help ensure that they, and the data they contain, can be transferred effectively and promptly to a third party should the need arise. Within this context, a vendor is required to develop and provide a complete description of the procedures and related practices for maintaining information about:

- a. Specific tools used, current version, and operating environment;
- b. Physical location of the tools, including designation of computer directories and files; and
- c. Procedures and training materials for using the tools.

9

Overview of Qualification Tests

9.1 Scope

This section provides an overview of the testing process for qualification testing of voting systems. Qualification testing is the process by which a voting system is shown to comply with the requirements of the Standards and the requirements of its own design and performance specifications.

Qualification testing encompasses the examination of software; tests of hardware under conditions simulating the intended storage, operation, transportation, and maintenance environments; the inspection and evaluation of system documentation; and operational tests to validate system performance and function under normal and abnormal conditions. The testing also evaluates the completeness of the vendor's developmental test program, including the sufficiency of vendor tests conducted to demonstrate compliance with stated system design and performance specifications, and the vendor's documented quality assurance and configuration management practices. The tests address individual system components or elements, as well as the integrated system as a whole. Since 1994, qualification tests for voting systems have been performed by Independent Test Authorities (ITAs) certified by the National Association of State Election Directors (NASED). NASED has certified an ITA for either the full scope of qualification testing or a distinct subset of the total scope of testing. The test process described in this section may be conducted by one or more ITAs, depending on the nature of tests to be conducted and the expertise of the certified ITAs.

Qualification testing is distinct from all other forms of testing, including developmental testing by the vendor, certification testing by a state election organization, and system acceptance testing by a purchasing jurisdiction:

- ◆ Qualification testing follows the vendor's developmental testing;
- ◆ Qualification testing provides an assurance to state election officials and local jurisdictions of the conformance of a voting system to the Standards as input to state certification of a voting system and acceptance testing by a purchasing jurisdiction; and

- ◆ Qualification testing may precede state certification testing, or may be conducted in parallel as established by the certification program of individual states.

Generally a voting system remains qualified under the standards against which it was tested, as long as all modifications made to the system are evaluated and passed by a certified ITA. The qualification test report remains valid for as long as the voting system remains unchanged from the last tested configuration. However, if a new threat to a particular voting system is discovered, it is the prerogative of NASED to determine which qualified voting systems are vulnerable, whether those systems need to be retested, and the specific tests to be conducted. In addition, when new standards supersede the standards under which the system was qualified, it is the prerogative of NASED to determine when systems that were qualified under the earlier standards will lose their qualification, unless they are tested to meet current standards.

The remainder of this section describes the documentation and equipment required to be submitted by the vendor, the scope of qualification testing, the applicability to voting system components, and the flow of the test process.

9.2 Documentation Submitted by Vendor

The vendor shall submit to the ITA documentation necessary for the identification of the full system configuration submitted for evaluation and for the development of an appropriate test plan by the ITA for system qualification testing.

One element of the documentation is the Technical Data Package (TDP). The TDP contains information that defines the voting system design, method of operation, and related resources. It provides a system overview and documents the system's functionality, hardware, software, security, test and verification specifications, operations procedures, maintenance procedures, and personnel deployment and training requirements. It also documents the vendor's configuration management plan and quality assurance program. If the system was previously qualified, the TDP also includes the system change notes.

This documentation is used by the ITA in constructing the qualification testing plan and is particularly important in constructing plans for the re-testing of systems that have been qualified previously. Re-testing of systems submitted by vendors that consistently adhere to particularly strong and well documented quality assurance and configuration management practices will generally be more efficient than for systems developed and maintained using less rigorous or less well documented practices. Volume II provides a detailed description of the documentation required for the vendor's quality assurance and configuration management practices used for the system submitted for qualification testing.

9.3 Voting Equipment Submitted by Vendor

Vendors may seek to market a complete voting system or an interoperable component of a voting system. Nevertheless, vendors shall submit for testing the specific system configuration that is to be offered to jurisdictions or that comprises the component to be marketed plus the other components with which the vendor recommends that component be used. The system submitted for testing shall meet the following requirements:

- a. The hardware submitted for qualification testing shall be equivalent, in form and function, to the actual production versions of the hardware units or the COTS hardware specified for use in the TDP;
- b. The software submitted for qualification testing shall be the exact software that will be used in production units;
- c. Engineering or developmental prototypes are not acceptable, unless the vendor can show that the equipment to be tested is equivalent to standard production units in both performance and construction; and
- d. Benchmark directory listings shall be submitted for all software/firmware elements (and associated documentation) included in the vendor's release as they would normally be installed upon setup and installation.

9.4 Testing Scope

The qualification test process is intended to discover vulnerabilities that, should they appear in actual election use, could result in failure to complete election operations in a satisfactory manner.

Five types of focuses guide the overall qualification testing process:

- ◆ Operational accuracy in the recording and processing of voting data, as measured by target error rate, for which the maximum acceptable error rate is no more than one in ten million ballot positions, with a maximum acceptable error rate in the test process of one in 500,000 ballot positions (while it would be desirable that there be an error rate of zero, if this had to be proven by a test, the test itself would take an infinity of time);
- ◆ Operational failures or the number of unrecoverable failures under conditions simulating the intended storage, operation, transportation, and maintenance environments for voting systems, using an actual time-based period of processing test ballots;
- ◆ System performance and function under normal and abnormal conditions; and

- ◆ Completeness and accuracy of the system documentation and configuration management records to enable purchasing jurisdictions to effectively install, test, and operate the system.

Qualification testing complements and evaluates the vendor's developmental testing, including any beta testing. The ITA evaluates the completeness of the vendor's developmental test program, including the sufficiency of vendor tests conducted to demonstrate compliance with the Standards as well as the system's performance specifications. The ITA undertakes sample testing of the vendor's test modules and also designs independent system-level tests to supplement and check those designed by the vendor. Although some of the qualification tests are based on those prescribed in the Military Standards, in most cases the test conditions are less stringent, reflecting commercial, rather than military, practice. The ITA may use automated software testing tools to assist in this process if they are available for the software under examination.

The procedure for disposition of system deficiencies discovered during qualification testing is described in Volume II of the Standards. This procedure recognizes that some but not necessarily all operational malfunctions (apart from software logic defects) may result in rejection. Basically, any defect that results in or may result in the loss or corruption of voting data, whether through failure of system hardware, software, or communication, through procedural deficiency, or through deficiencies in security and audit provisions, shall be cause for rejection. Otherwise, malfunctions that result from failure to comply fully with other requirements of this standard will not in every case warrant rejection. Specific failure definition and scoring criteria are also contained in Volume II.

9.4.1 Test Categories

The qualification test procedure is presented in several parts:

- ◆ Functionality testing;
- ◆ Hardware testing;
- ◆ Software evaluation;
- ◆ System-level integration tests, including audits; and
- ◆ Examination of documented vendor practices for quality assurance and for configuration management.

In practice, there may be concurrent indications of hardware and software function, or failure to function, during certain examinations and tests. Operating tests of hardware partially exercise the software as well and therefore supplement software qualification. Security tests exercise hardware, software and communications capabilities. Documentation review conducted during software qualification supplements the review undertaken for system-level testing.

The qualification test procedures are presented in these categories because test authorities frequently focus separately on each. The following subsections provide information that test authorities need to conduct testing.

Not all systems being tested are required to complete all categories of testing. For example, if a previously-qualified system has had hardware modifications, the system may be subject only to non-operating environmental stress testing of the modified component, and a partial system-level test. If a system consisting of general purpose COTS hardware or one that was previously qualified has had modifications to its software, the system is subject only to software qualification and system-level tests, not hardware testing. However, in all cases the system documentation and configuration management records will be examined to confirm that they completely and accurately reflect the components and component versions that comprise the voting system.

9.4.1.1 Focus of Functionality Tests

Functionality testing is performed to confirm the functional capabilities of a voting system submitted for qualification. The ITA designs and performs procedures to test a voting system against the requirements outlined in Section 2. In order to best compliment the diversity of the voting systems industry, this part of the qualification testing process is not rigidly defined. Although there are basic functionality testing requirements, additions or variations in testing are appropriate depending on the system's use of specific technologies and configurations, the system capabilities, and the outcomes of previous testing.

9.4.1.2 Focus of Hardware Tests

Hardware testing begins with non-operating tests that require the use of an environmental test facility. These are followed by operating tests that are performed partly in an environmental facility and partly in a standard test laboratory or shop environment.

The non-operating tests are intended to evaluate the ability of the system hardware to withstand exposure to the various environmental conditions incidental to voting system storage, maintenance, and transportation. The procedures are based on test methods contained in Military Standards (MIL-STD) 810D, modified where appropriate, and include such tests as: bench handling, vibration, low and high temperature, and humidity.

The operating tests involve running the system for an extended period of time under varying temperatures and voltages. This period of operation ensures with confidence that the hardware meets or exceeds the minimum requirements for reliability, data reading, and processing accuracy contained in Section 3. The procedure emphasizes equipment operability and data accuracy; it is not an exhaustive evaluation of all

system functions. Moreover, the severity of the test conditions, in most cases, has been reduced from that specified in the Military Standards to reflect commercial and industrial, rather than military and aerospace, practice.

9.4.1.3 Focus of Software Evaluation

The software qualification tests encompass a number of interrelated examinations, involving assessment of application source code for its compliance with the requirements spelled out in Volume I, Section 4. Essentially, the ITA will look at programming completeness, consistency, correctness, modifiability, structuredness and traceability, along with its modularity and construction. The code inspection will be followed by a series of functional tests to verify the proper performance of all system functions controlled by the software.

The ITA may inspect COTS generated software source code in the preparation of test plans and to provide some minimal scanning or sampling to check for embedded code or unauthorized changes. Otherwise, the COTS source code is not subject to the full code review and testing. For purposes of code analysis, the COTS units shall be treated as unexpanded macros.

9.4.1.4 Focus of System-Level Integration Tests

The functionality, hardware, and software qualification tests supplement a fuller evaluation performed by the system-level integration tests. System-level tests focus on these aspects jointly, throughout the full range of system operations. They include tests of fully integrated system components, internal and external system interfaces, usability and accessibility, and security. During this process election management functions, ballot-counting logic, and system capacity are exercised. The process also includes the Physical Configuration Audit (PCA) and the Functional Configuration Audit (FCA).

The ITA tests the interface of all system modules and subsystems with each other against the vendor's specifications. Some, but not all, systems use telecommunications capabilities as defined in Section 5. For those systems that do use such capabilities, components that are located at the poll site or separate vote counting site are tested for effective interface, accurate vote transmission, failure detection, and failure recovery. For voting systems that use telecommunications lines or networks that are not under the control of the vendor (e.g., public telephone networks), the ITA tests the interface of vendor-supplied components with these external components for effective interface, vote transmission, failure detection, and failure recovery.

The security tests focus on the ability of the system to detect, prevent, log, and recover from a broad range of security risks as identified in Section 6. The range of risks tested is determined by the design of the system and potential exposure to risk. Regardless of system design and risk profile, all systems are tested for effective access control and physical data security. For systems that use public telecommunications networks, to

transmit election management data or official election results (such as ballots or tabulated results), security tests are conducted to ensure that the system provides the necessary identity-proofing, confidentiality, and integrity of transmitted data. The tests determine if the system is capable of detecting, logging, preventing, and recovering from types of attacks known at the time the system is submitted for qualification. The ITA may meet these testing requirements by confirming the proper implementation of proven commercial security software.

The interface between the voting system and its users, both voters and election officials, is a key element of effective system operation and confidence in the system. At this time, general standards for the usability of voting systems by the average voter and election officials have not been defined, but are to be addressed in the next update of the Standards. However, standards for usability by individual voters with disabilities have been defined in Section 2.7 based on Section 508 of the Rehabilitation Act Amendments of 1998. Voting systems are tested to ensure that an accessible voting station is included in the system configuration and that its design and operation conforms with these standards.

The Physical Configuration Audit (PCA) compares the voting system components submitted for qualification to the vendor's technical documentation and confirms that the documentation submitted meets the requirements of the Standards. As part of the PCA, the ITA also witnesses the build of the executable system to ensure that the qualified executable release is built from the tested components.

The Functional Configuration Audit (FCA) is an exhaustive verification of every system function and combination of functions cited in the vendors' documentation. Through use, the FCA verifies the accuracy and completeness of the system's TDP. The various options of software counting logic that are claimed in the vendor's documentation shall be tested during the system-level FCA. Generic test ballots or test entry data for DRE systems, representing particular sequences of ballot-counting events, will test the counting logic during this audit.

9.4.1.5 Focus of Vendor Documentation Examination

The ITA reviews the documentation submitted by the vendor to evaluate the extent to which it conforms to the requirements outlined in Sections 7 and 8 for vendor configuration and quality assurance practices. The ITA also evaluates the conformance of other documentation and information provided by the vendor with the vendor's documented practices for quality assurance and configuration management.

The Standards do not require on-site examination of the vendor's quality assurance and configuration management practices during the system development process. However, the ITA conducts several activities while at the vendor site to witness the system build that enable assessment of the vendor's quality assurance and configuration management practices and conformance with them. These include surveys, interviews with individuals at all levels of the development team, and examination of selected internal work products such as system change requests and problem tracking logs.

9.4.2 Sequence of Tests and Audits

There is no required sequence for performing the system qualification tests and audits. For a new system, not previously qualified, a test using the generic test ballot decks might be performed before undertaking any of the more lengthy and expensive tests or documentation review. The ITA or vendor may, however, schedule the PCA, FCA, or other tests in any convenient order, provided that the prerequisite conditions for each test have been met before it is initiated.

9.5 Test Applicability

Qualification tests are conducted for new systems seeking initial qualification as well as for systems that are modified after qualification.

9.5.1 General Applicability

Voting system hardware, software, communications and documentation are examined and tested to determine suitability for elections use. Examination and testing addresses the broad range of system functionality and components, including system functionality for pre-voting, voting, and post-voting functions described in Section 2. All products custom designed for election use shall be tested in accordance with the applicable procedures contained in this section. COTS hardware, system software and communications components with proven performance in commercial applications other than elections, however, are exempted from certain portions of the test as long as such products are not modified for use in a voting system. Compatibility of these products all other components of the voting system shall be determined through functional tests integrating these products with the remainder of the system.

9.5.1.1 Hardware

Specifically, the hardware test requirements shall apply in full to all equipment used in a voting system with the exception of the following:

- a. Commercially available models of general purpose information technology equipment that have been designed to an ANSI or IEEE standard, have a documented history of successful performance for relevant requirements of the standards, and have demonstrated compatibility with the voting system components with which they interface;

- b. Production models of special purpose information technology equipment that have a documented history of successful performance under conditions equivalent to election use for relevant requirements of the standards and that have demonstrated compatibility with the voting system components with which they interface; and
- c. Any ancillary devices that do not perform ballot definition, election database maintenance, ballot reading, ballot data processing, or the production of an official output report; and that do not interact with these system functions (e.g.; modems used to broadcast results to the press, printers used to generate unofficial reports, or CRTs used to monitor the vote counting process).

This equipment shall be subject to functional and operating tests performed during software evaluation and system-level testing. However, it need not undergo hardware non-operating tests. If the system is composed entirely of off-the-shelf hardware, then the system also shall not be subject to the 48-hour environmental chamber segment of the hardware operating tests.

9.5.1.2 Software

Software qualification is applicable to the following:

- a. Application programs that control and carry out ballot processing, commencing with the definition of a ballot, and including processing of the ballot image (either from physical ballots or electronically activated images), and ending with the system's access to memory for the generation of output reports;
- b. Specialized compilers and specialized operating systems associated with ballot processing; and
- c. Standard compilers and operating systems that have been modified for use in the vote counting process.

Specialized software for ballot preparation, election programming, vote recording, vote tabulation, vote consolidation and reporting, and audit trail production shall be subjected to code inspection. Functional testing of all these programs during software evaluation and system-level testing shall exercise any specially tailored software off-line from the ballot counting process (e.g.; software for preparing ballots and broadcasting results).

9.5.2 Modifications to Qualified Systems

Changes introduced after the system has completed qualification under these Standards or earlier versions of the national Voting System Standards will necessitate further review.

9.5.2.1 General Requirements for Modifications

The ITA will determine tests necessary for to qualify the modified system based on a review of the nature and scope of changes, and other submitted information including the system documentation, vendor test documentation, configuration management records, and quality assurance information. Based on this review, the ITA may:

- a. Determine that a review of all change documentation against the baseline materials is sufficient for recommendation for qualification; or
- b. Determine that all changes must be retested against the previously qualified version (this will include review of changes to source code, review of all updates to the TDP, and a performance of system-level and functional tests); or
- c. Determine that the scope of the changes is substantial and will require a complete retest of the hardware, software, and/or telecommunications.

9.5.2.2 Basis for Limited Testing Determinations

The ITA may determine that a modified system will be subject only to limited qualification testing if the vendor demonstrates that the change does not affect demonstrated compliance with these Standards for:

- a. Performance of voting system functions;
- b. Voting system security and privacy;
- c. Overall flow of system control; and
- d. The manner in which ballots are defined and interpreted, or voting data are processed.

Limited qualification testing is intended to facilitate the correction of defects, the incorporation of improvements, the enhancement of portability and flexibility, and the integration of vote-counting software with other systems and election software.

9.6 Qualification Test Process

The qualification test process may be performed by one or more ITAs that together perform the full scope of tests required by the Standards. Where multiple ITAs are involved, testing shall be conducted first for the voting system hardware, firmware, and related documentation; then for the system software and communications; and finally for the integrated system as a whole. Voting system hardware and firmware testing may be performed by one ITA independently of the other testing performed by

other ITAs. Testing may be coordinated across ITAs so that hardware/firmware tested by one ITA can be used in the overall system tests performed by another ITA.

Whether one or more ITAs are used, the testing generally consists of three phases:

- ◆ Pre-test Activities;
- ◆ Qualification Testing; and
- ◆ Qualification Report Issuance and Post-test Activities.

9.6.1 Pre-test Activities

Pre-test activities include the request for initiation of testing and the pre-test preparation.

9.6.1.1 Initiation of Testing

Qualification testing shall be conducted at the request of the vendor, consistent with the provision of the Standards. The vendor shall:

- a. Request the performance of qualification testing from among the certified ITAs,
- b. Enter into formal agreement with the ITAs for the performance of testing, and
- c. Prepare and submit materials required for testing consistent with the requirements of the Standards.

Qualification testing shall be conducted for the initial version of a voting system as well as for all subsequent changes to the system prior to release for sale or for installation. As described in Section 9.5.2, the nature and scope of testing for system changes or new versions shall be determined by the ITA based on the nature and scope of the modifications to the system and on the quality of system documentation and configuration management records submitted by the vendor.

9.6.1.2 Pre-test Preparation

Pre-test preparation encompasses the following activities:

- a. The vendor shall prepare and submit a complete TDP to the ITA. The TDP should consist of the items listed in Section 9.2 and specified in greater detail in Standards Volume II;

- b. The ITA shall perform an initial review of the TDP for completeness and clarity and request additional information as required;
- c. The vendor shall provide additional information, if requested by the ITA;
- d. The vendor and ITA shall enter into an agreement for the testing to be performed by the ITA in exchange for payment by the vendor; and
- e. The vendor shall deliver to the ITA all hardware and software needed to perform testing.

9.6.2 Qualification Testing

Qualification testing encompasses the preparation of a test plan, the establishment of the appropriate test conditions, the use of appropriate test fixtures, the witness of the system build and installation, the maintenance of qualification test data, and the evaluation of the data resulting from tests and examinations.

9.6.2.1 Qualification Test Plan

The ITA shall prepare a Qualification Test Plan to define all tests and procedures required to demonstrate compliance with Standards, including:

- a. Verifying or checking equipment operational status by means of manufacturer operating procedures;
- b. Establishing the test environment or the special environment required to perform the test;
- c. Initiating and completing operating modes or conditions necessary to evaluate the specific performance characteristic under test;
- d. Measuring and recording the value or range of values for the characteristic to be tested, demonstrating expected performance levels;
- e. Verifying, as above, that the equipment is still in normal condition and status after all required measurements have been obtained;
- f. Confirming that documentation submitted by the vendor corresponds to the actual configuration and operation of the system; and
- g. Confirming that documented vendor practices for quality assurance and configuration management comply with the Standards.

A recommended outline for the test plan and the details of required testing are contained in Standards Volume II.

9.6.2.2 Qualification Test Conditions

The ITA may perform Qualification tests in any facility capable of supporting the test environment. The following practices shall be employed:

- a. Preparations for testing, arrangement of equipment, verification of equipment status, and the execution of procedures shall be witnessed by at least one independent, qualified observer, who shall certify that all test and data acquisition requirements have been satisfied;
- b. When a test is to be performed at “standard” or “ambient” conditions, this requirement shall refer to a nominal laboratory or office environment, with a temperature in the range of 68 to 75 degrees Fahrenheit, and prevailing atmospheric pressure and relative humidity; and
- c. Otherwise, all tests shall be performed at the required temperature and electrical supply voltage, regulated within the following tolerances:
 - 1) Temperature ± 4 degrees F
 - 2) Electrical supply voltage ± 2 vac.

9.6.2.3 Qualification Test Fixtures

ITAs may use test fixtures or ancillary devices to facilitate qualification testing. These fixtures and devices may include arrangements for automating the operation of voting devices and the acquisition of test data:

- a. For systems that use a light source as a means of detecting voter selections, the generation of a suitable optical signal by an external device is acceptable. For systems that rely on the physical activation of a switch, a mechanical fixture with suitable motion generators is acceptable;
- b. ITAs may use a simulation device, and appropriate software, to speed up the process of testing and eliminate human error in casting test ballots, provided that the simulation covers all voting data detection and control paths that are used in casting an actual ballot. In the event that only partial simulation is achieved, then an independent method and test procedure shall be used to validate the proper operation of those portions of the system not tested by the simulator; and
- c. If the vendor provides a means of simulating the casting of ballots, the simulation device is subject to the same performance, reliability, and quality requirements that apply to the voting device itself.

9.6.2.4 Witness of System Build and Installation

Although most testing is conducted at facilities operated by the ITA, a key element of voting system testing shall be conducted at the vendor site. The ITA responsible for testing voting system software, telecommunications, and integrated system operation (i.e., system wide testing) shall witness the final system build, encompassing hardware, software and communications, and the version of associated records and documentation. The system elements witnessed, including their specific versions, shall become the specific system version that is recommended for qualification.

9.6.2.5 Qualification Test Data Requirements

The following qualification test data practices shall be employed:

- a. A test log of the procedure shall be maintained. This log shall identify the system and equipment by model and serial number;
- b. Test environment conditions shall be noted; and
- c. All operating steps, the identity and quantity of simulated ballots, annotations of output reports, the elapsed time for each procedure step, and observations of equipment performance and, in the case of non-operating hardware tests, the condition of the equipment shall be recorded.

9.6.2.6 Qualification Test Practices

The ITA shall conduct the examinations and tests defined in the Test Plan such that all applicable tests identified in Standards Volume II are executed to determine compliance with the requirements in Sections 2-8 of the Standards. The ITA shall evaluate data resulting from examinations and tests, employing the following practices:

- a. If any malfunction or data error is detected that would be classified as a relevant failure using the criteria in Volume II, its occurrence, and the duration of operating time preceding it, shall be recorded for inclusion in the analysis of data obtained from the test, and the test shall be interrupted;
- b. If a malfunction is due to a defect in software, then the test shall be terminated and system returned to the vendor for correction;
- c. If the malfunction is other than a software defect, and if corrective action is taken to restore the equipment to a fully operational condition within 8 hours, then the test may be resumed at the point of suspension;
- d. If the test is suspended for an extended period of time, the ITA shall maintain a record of the procedures that have been satisfactorily completed. When testing is resumed at a later date, repetition of the successfully completed

procedures may be waived, provided that no design or manufacturing change has been made that would invalidate the earlier test results;

- e. Any and all failures that occurred as a result of a deficiency shall be classified as purged, and test results shall be evaluated as though the failure or failures had not occurred, if the:
 - 1) Vendor submits a design, manufacturing, or packaging change notice to correct the deficiency, together with test data to verify the adequacy of the change;
 - 2) Examiner of the equipment agrees that the proposed change will correct the deficiency; and
 - 3) Vendor certifies that the change will be incorporated into all existing and future production units; and
- f. If corrective action cannot be successfully taken as defined above, then the test shall be terminated, and the equipment shall be rejected.

9.6.3 Qualification Report Issuance and Post-test Activities

Qualification report issuance and post-test activities encompass the activities described below:

- a. The ITA may issue interim reports to the vendor, informing the vendor of the testing status, findings to date, and other information. Such reports do not constitute official test reports for voting system qualification;
- b. The ITA shall prepare a Qualification Test Report that confirms the voting has passed the testing conducted by the ITA. The ITA shall include in the Qualification Test Report the date testing was completed, the specific system version addressed by the report, the version numbers of all system elements separately identified with a version number by the vendor, and the scope of tests conducted. A recommended outline for the test report is contained in Volume II;
- c. Where a system is tested by multiple ITAs, each ITA shall prepare a Qualification Test Report;
- d. The ITA shall deliver the Qualification Test Report to the vendor and to NASED;
- e. NASED shall issue a single Qualification Number for the system to the vendor and to the ITAs. The issuance of a Qualification Number indicates that the system has been tested by certified ITAs for compliance with the national test standards and qualifies for the certification process of states that have adopted the national standards;

- f. This number applies to the system as a whole only for the configuration and versions of the system elements tested by the ITAs and identified in the Qualification Test Reports. The Qualification Number does not apply to individual system components or untested configurations; and
- g. The Qualification Number is intended for use by the states and their jurisdictions to support state and jurisdiction processes concerning voting systems. States and their jurisdictions shall request ITA Qualification Test Reports based on the Qualification Number as part of their voting system certification and procurement processes systems that rely on the Standards.

9.6.4 Resolution of Testing Issues

The NASED Voting Systems Board (the Board) is responsible for resolving questions about the application of the Standards in the testing of voting systems. The Secretariat for the Board will relay its decisions to the NASED certified ITAs and voting system vendors. The Federal Election Commission will monitor these decisions in order to determine which of them, if any, should be reflected in a subsequent version of the standards.

10

Appendix A - Glossary

Absentee Ballot	A ballots cast by a voter unable to vote in person at his or her polling place on election day.
Acceptance Test	The examination of a voting system and its components by the purchasing election authority (usually in a simulated-use environment) to validate performance of delivered units in accordance with procurement requirements, and to validate that the delivered system is, in fact, the certified or qualified system purchased. Testing to validate performance may be less broad than that involved with qualification testing and successful performance for multiple units (precinct count systems) may be inferred from a sample test.
Ballot Configuration	The combination of contests, ballot measures, or both that is unique to a particular political subdivision, precinct, or portion of a precinct (for split precincts) in a particular election. Typically, in primary elections, there are separate ballot configurations for each participating political party and for nonpartisan races and ballot issues. Depending on state law and practice, contests for federal, state, and local office may be presented in separate ballot configurations or combined into a single ballot configuration.
Ballot Counter	A counter in a voting device that counts the ballots cast in a single election or election test. Previously known as public counter.
Ballot Counting Logic	The software logic that defines the combinations of voter choices that are valid and invalid on a given ballot and that determines how the vote choices are totaled in a given election. States differ from each other in the way they define valid and invalid votes and in their vote counting procedures. For example, voters in some States are permitted to both select the straight party option and vote “by exception” for candidates from a different political party. Voters in other States that choose the straight party option and any candidates from a different party for some contests will be considered to have overvoted in those contests.
Ballot Format	One of any number of specific ballot configurations issued to the appropriate precinct. At minimum, ballot formats differ from one another in content. They may also differ in size of type, in language used, or in method of presentation (e.g.; visual or audio). Also referred to as “ballot style.”

Ballot Image	An electronically produced record of all votes cast by a single voter. (Also referred to as “ballot set”).
Ballot Preparation	The process of using election databases to select the specific contests and questions to be contained in a ballot format and related instructions; preparing election specific software containing these selections; producing all possible ballot formats (or styles); and validating the correctness of ballot materials and software containing these selections for an upcoming election.
Ballot Production	The process of converting the ballot format to a media ready for use in the physical ballot production or electronic presentation.
Ballot Rotation	The process of varying the order of the candidate names within a given contest to reduce the impact of voter bias towards the candidate(s) listed first. States that require ballot rotation may do so for primary elections, general elections, or both. States may rotate the names according to a number of different formulas including by political subdivision, by election district, by precinct, or by ballot displays or voting machines.
Ballot Set	See “Ballot Image.”
Ballot Scanner	A device used to read the data from a marksense ballot
Ballot Style	One of any number of specific ballot configurations issued to the appropriate precinct. At minimum, ballot styles differ from one another in content. They may also differ in size of type, in language used, or in method of presentation (e.g.; visual or audio). Also referred to as “ballot format.”
Baseline	A product configuration that has been formally submitted for review against the the Standards, which thereafter serves as the basis for further development; and can be changed and offered to jurisdictions only through formal change control and requalification procedures (and/or recertification procedures where applicable). (Patterned after IEEE Std. 610.12-1990)
Candidate Register	The record that reflects the total votes cast for the candidate. This record is augmented as each ballot is cast on a DRE or as digital signals from the conversion of voted paper ballots are logically interpreted and recorded.
Canvass	A compilation of election returns and validation of the outcome that form the basis of the official results.
Catastrophic System Failure	A total loss of function or functions, such as the loss or unrecoverable corruption of voting data, or the failure of an on-board battery for volatile memory.
Certification Testing	The state examination, and possibly testing, of a voting system to determine its compliance with state laws, regulations, and rules and any other state requirements for voting systems.
Challenged Ballot	A ballot provided to individuals whose eligibility to vote has been challenged. Once voted, such ballots are not included in the tabulation until after the voter’s eligibility is confirmed.

Closed Primary	A primary election in which voters receive a ballot listing only those candidates running for office in the political party with which the voters are affiliated, along with nonpartisan offices and ballot issues presented at the same election. Usually, unaffiliated voters are permitted to vote only on nonpartisan offices and ballot issues. In some cases, one or more political parties within a state may allow unaffiliated voters to choose to vote in their party's primary.
Commercial Off-the-Shelf (COTS)	Commercial, readily-available hardware devices (such as card readers, printers, or personal computers) or software products (such as operating systems, programming language compilers, or database management systems). These devices and software are exempted from certain portions of the qualification testing process so long as such products are not modified in any manner for use in the voting system.
Component	Individual elements or items that collectively comprise a device. Examples include circuit boards, internal modems, processors, disk drives, computer memory.
Configuration Identification	An element of configuration management, consisting of selecting the configuration items for a system and recording their functional and physical characteristics in technical documentation. (Patterned after IEEE Std. 610.12-1990)
Configuration Item	An aggregation of hardware, software, or both that is designated for configuration management and treated as a single entity in the configuration management process. (Patterned after IEEE Std. 610.12-1990)
Configuration Management	A discipline applying technical and administrative direction and surveillance to: identify and document functional and physical characteristics of a configuration item, control changes to these characteristics, record and report change processing and implementation status, and verify compliance with specified requirements. (Patterned after IEEE Std. 610.12-1990)
Configuration Status Accounting	An element of configuration management, consisting of the recording and reporting of information needed to manage a configuration effectively. This information includes a listing of the approved configuration identification, the status of proposed changes to the configuration, and the implementation status of approved changes. (Patterned after IEEE Std. 610.12-1990)
COTS	See "Commercial Off-the-Shelf."
Count	The process of totaling votes.
Cross-party Endorsement	The endorsement of a single candidate or slate of candidates by more than one political party. The candidate or slate appears on the ballot representing each endorsing political party. State requirements vary for how votes are recorded when a voter selects the same candidate or slate more than once. Also referred to as "cross filing."

Cumulative Voting	A practice where voters are permitted to cast as many votes as there are seats to be filled. Voters are not limited to giving only one vote to a candidate. Instead, they can put multiple votes on one or more candidates. (For additional information, access the Center for Voting and Democracy's web site at http://www.fairvote.org/contents.htm#irv .)
Data Accuracy	The system's ability to process voting data absent internal errors generated by the system. It is distinguished from data integrity, which encompasses errors introduced by an outside source.
Data Integrity	The invulnerability of the system to accidental intervention or deliberate, fraudulent manipulation that would result in errors in the processing of data. It is distinguished from data accuracy that encompasses internal, system-generated errors.
Device	A functional unit that performs its assigned tasks as an integrated whole.
Direct Record Electronic (DRE) Voting System	A voting system that records votes by means of a ballot display provided with mechanical or electro-optical components that can be actuated by the voter; that processes the data by means of a computer program; and that records voting data and ballot images in internal and/or external memory components. It produces a tabulation of the voting data stored in a removable memory component and in printed copy.
Election Coding	See "Election Programming."
Election Databases	A data file or set of files that contains geographic information about political subdivisions and boundaries; all contests and questions to be included in an election; and the candidates for each contest.
Election District	A contiguous geographic area represented by a public official who is elected by voters residing within the district boundaries. The district may cover an entire state or political subdivision, may be a portion of the state or political subdivision, or may include portions of more than one political subdivision.
Election Management System	A set of processing functions and databases within a Voting System that define, develop and maintain election databases; perform election definition and setup functions; format ballots; count votes; consolidate and report results; and maintain audit trails.
Election Programming	The process by which election officials or their designees use voting system software to logically define the ballot for a specific election. Also referred to as "election coding."
FEC	An acronym for the Federal Election Commission.
Firmware	Computer programs (software) stored in read-only memory (ROM) devices embedded in the system and not capable of being altered during system operation. For purposes of applying the Standards, firmware is considered a form of software.
Functional Configuration Audit (FCA)	An exhaustive verification of every system function and combination of functions cited in the vendors' documentation. Through use, the FCA verifies the accuracy and completeness of the system's Voter Manual, Operations Procedures, Maintenance Procedures, and Diagnostic Testing Procedures.

Functional Test	A test performed to verify or validate the accomplishment of a function or a series of functions.
General Election	An election in which voters, regardless of party affiliation, are permitted to select persons to fill public office and vote on ballot issues. Where the public office may be filled by a candidate affiliated with a political party, voters choose among the nominees of political parties and, as permitted by state law, unaffiliated candidates.
ITA	An acronym for Independent Test Authority.
Logical Correctness	A condition signifying that, for a given input, a computer program will satisfy the program specification (produce the required output).
Marksense Voting System	A system by which votes are recorded by means of marks made in voting response fields designated on one or both faces of a ballot card or series of cards. Marksense systems use a ballot scanner to read the ballots.
Measure Register	The record that reflects the total votes cast for and against a specific ballot issue. This record is augmented as each ballot is cast on a DRE or as digital signals from the conversion of voted paper ballots are logically interpreted and recorded.
Non-partisan Office	An elected office for which candidates run independent of political party affiliation.
Nonvolatile Memory	Memory in which information can be stored indefinitely with no power applied. ROMs and EPROMs are examples of nonvolatile memory.
Open Primary	A primary election in which voters, regardless of political affiliation, may choose in which party's primary they will vote. Some states require voters to publicly declare their choice of party ballot at the polling place, after which the poll worker provides or activates the appropriate ballot. Other states allow the voters to make their choice of party ballot within the privacy of the voting booth. Voters also are permitted to vote on nonpartisan offices and ballot issues that are presented at the same election.
Overvotes	The generally prohibited practice of voting for more than the allotted number of candidates for the office being contested.
Paper-Based Voting System	A voting system referred to in the 1990 Standards as a Punchcard and Marksense (P&M) Voting System that records votes, counts votes, and produces a tabulation of the vote count, using one or more ballot cards.
Partisan Office	An elected office for which candidates run as representatives of a political party.
Physical Configuration Audit (PCA)	An inspection that compares the voting system components submitted for qualification to the vendor's technical documentation and confirms that the documentation submitted meets the requirements of the Standards. As part of the PCA, the ITA also witnesses the building of the executable system to ensure that the qualified executable release is built from the tested components.

Political Subdivision	Any unit of government, such as counties and cities but often excepting school districts, having authority to hold elections for public offices or on ballot issues.
Polling Location	The physical address of a polling place.
Polling Place	The area within the polling location where voters cast ballots.
Precinct	An administrative division representing a contiguous geographic area in which voters cast ballots at the same polling place. Voters casting absentee ballots may also be combined into one or more administrative absentee precincts for purposes of tabulating and reporting votes. Generally, voters in a polling place precinct are eligible to vote in a general election using the same ballot format. In some jurisdictions, however, the ballot formats may be different due to split precincts or required ballot rotations within the precinct.
Primary Election	In most cases, an election held to determine which candidate will represent a political party in the general election. During presidential election years, voters in primary elections may also select delegates to presidential nominating conventions. Some states have an “open primary”, while others have a “closed primary”. Sometimes elections for nonpartisan offices and ballot issues are held during primary elections.
Primary Presidential Delegation Nominations	A primary election in which voters choose the delegates to the Presidential nominating conventions allotted to their state by the national party committees.
Provisional Ballot	A ballot provided to individuals who claim they are eligible to vote but whose eligibility cannot be confirmed when they present themselves to vote. Once voted, such ballots are not included in the tabulation until after the voter’s eligibility is confirmed.
Public Network Direct Record Electronic (DRE) Voting System	A form of DRE voting system that uses electronic ballots and transmits official vote data from the polling place to another location (such as a central count facility) over a public network beyond the control of the election authority. These networks include public telephone lines and the Internet.
Punchcard Voting System	A voting system where votes are recorded by means of punches made in voting response fields designated on one or both faces of a ballot card or series of cards.
Qualification Number	A number issued by NASED to a system that has been tested by certified Independent Test Authorities for compliance with the qualification test standards. The issuance of a Qualification Number indicates that the system qualifies for certification process of states that have adopted the Standards.
Qualification Test Report	A report of results of independent testing of a voting system by an Independent Test Authority indicating the date testing was completed, the specific system version tested, and the scope of tests conducted

Qualification Testing	The examination and testing of a computerized voting system by an Independent Test Authority using qualification test standards to determine if the system complies with the qualification performance and test standards and with its own specifications. This process occurs prior to state certification.
Ranked Order Voting	A practice that allows voters to rank candidates in a contest in order of choice: 1, 2, 3 and so on. It takes a majority to win. If anyone receives a majority of the first choice votes, that candidate wins that election. If not, the last place candidate is deleted, and all ballots are counted again, but this time each ballot cast for the deleted candidate counts for the next choice candidate listed on the ballot. The process of eliminating the last place candidate and recounting the ballots continues until one candidate receives a majority of the vote. The practice is also known as instant runoff voting, preferences or preferential voting, or choice voting. (For additional information, access the Center for Voting and Democracy's web site at http://www.fairvote.org/contents.htm#irv .)
Recall Issues (with Options)	The process that allows voters to remove their elected representatives from office prior to the expiration of their terms of office. Often, the recall involves not only the question of whether a particular officer should be removed from office, but also the question of naming a successor in the event that there is an affirmative vote for the recall. There are no provisions for the recall of federal office holders.
Recertification	The state examination, and possibly the retesting, of a voting system that was modified subsequent to receiving state certification. The object of this process is to determine if the modification still permits the system to function properly in accordance with state requirements.
Runoff Election	An election to select a winner following a primary, or sometimes a general election, in which no candidate in the contest received the required minimum percentage of the votes cast. The two candidates receiving the most votes for the race in question proceed to the runoff election.
Split Precinct	A split precinct is a precinct containing more than one ballot format in order to accommodate a contiguous geographic area served by the precinct that contains more than one election district.
Straight Party Voting	A mechanism by which voters are permitted to cast a vote indicating the selection of all candidates on the ballot for a single political party.
Support Software	Software that aids in the development or maintenance of other software, for example compilers, loaders and other utilities. (Patterned after IEEE Std. 610.12-1990)
Tabulation	See "Count."
Undervotes	The practice of voting for less than the total number of election contests listed on the ballot, or of voting for less than the number of positions to be filled for a single office. (i.e. A person would undervote if a contest required the selection of 3 out of a given number of candidates, and the voter chose only two candidates).

Validation	The process of evaluating a system or component during or at the end of the development process to determine whether it satisfies specified requirements. (Patterned after IEEE Std. 610.12-1990)
V rification	The process of evaluating a system or component to determine whether the products of a given development phase satisfy the conditions (such as specifications) imposed at the start of that phase. (Patterned after IEEE Std. 610.12-1990)
Vote for N of M	A ballot choice in which voters are required to vote for a limited number of candidates for a single office from a larger field of candidates. For example, in an election for six open city council seats, voters may be told that they can vote for six out of twelve candidates actually listed on the ballot.
Voter Registration System	A set of processing functions and data storage that maintains records of eligible voters. This system generally is not considered a part of a Voting System subject to the Standards.
Voting Position	Specific response fields on a ballot where the voter indicates the selection of a candidate or ballot proposition.
Voting Station	A location within the polling place where voters may record their votes. A voting station includes the voting booth or enclosure and the vote-recording device.
Write-in Voting	A means to cast a vote for an individual not listed on the ballot. Voters may do this by using a marking device to physically write their choice on the ballot or they may use a keypad, touchscreen or other electronic means to indicate their choice.

11

Appendix B - Applicable Documents

11.1 Documents Incorporated in the Standards

The following publications have been incorporated into the Standards. When specific provisions from these publications have been incorporated, specific references are made in the body of the Standards.

Federal Regulations

Code of Federal Regulations, Title 20, Part 1910, Occupational Safety and Health Act

Code of Federal Regulations, Title 36, Part 1194, Architectural and Transportation Barriers Compliance Board, Electronic and Information Technology Standards - Final Rule

Code of Federal Regulations, Title 47, Parts 15 and 18, Rules and Regulations of the Federal Communications Commission

Code of Federal Regulations, Title 47, Part 15, “Radio Frequency Devices”, Subpart J, “Computing Devices”, Rules and Regulations of the Federal Communications Commission

American National Standards Institute (ANSI)

ANSI C63.4 Methods of Measurement of Radio-Noise Emissions from Low-Voltage Electrical and Electronic Equipment in the Range of 9Khz to 40 GHz

ANSI C63.19 American National Standard for Methods of Measurement of Compatibility between Wireless Communication Devices and Hearing Aids

<i>International Electrotechnical Commission (IEC)</i>	IEC 61000-4-2 (1995-01)	Electromagnetic Compatibility (EMC) Part 4: Testing and Measurement Techniques. Section 2 Electrostatic Discharge Immunity Test (Basic EMC publication).
	IEC 61000-4-3 (1996)	Electromagnetic Compatibility (EMC) Part 4: Testing and Measurement Techniques. Section 3 Radiated Radio-Frequency Electromagnetic Field Immunity Test.
	IEC 61000-4-4 (1995-01)	Electromagnetic Compatibility (EMC) Part 4: Testing and Measurement Techniques. Section 4 Electrical Fast Transient/Burst Immunity Test.
	IEC 61000-4-5 (1995-02)	Electromagnetic Compatibility (EMC) Part 4: Testing and Measurement Techniques. Section 5 Surge Immunity Test.
	IEC 61000-4-6 (1996-04)	Electromagnetic Compatibility (EMC) Part 4: Testing and Measurement Techniques. Section 6 Immunity to Conducted Disturbances Induced by Radio-Frequency Fields.
	IEC 61000-4-8 (1993-06)	Electromagnetic Compatibility (EMC) Part 4: Testing and Measurement Techniques. Section 8 Power-Frequency Magnetic Field Immunity Test. (Basic EMC publication).
	IEC 61000-4-11 (1994-06)	Electromagnetic Compatibility (EMC) Part 4: Testing and Measurement Techniques. Section 11. Voltage Dips, Short Interruptions and Voltage Variations Immunity Tests.
	IEC 61000-5-7 Ed. 1.0 b:2001	Electromagnetic compatibility (EMC) Part 5-7: Installation and mitigation guidelines—Degrees of protection provided by enclosures against electromagnetic disturbances
<i>National Institute of Standards and Technology</i>	FIPS 140-1	Security Requirements for Cryptographic Modules
	FIPS 180-1	Secure Hash Standard
	FIPS 188	Standard Security Label for Information Transfer
	FIPS 196	Entity Authentication Using Public Key Cryptography
	FIPS (number TBD)	Advanced Encryption Standard (AES) (Expected to become official December 2001)
<i>Military Standards</i>	MIL-STD-498	Software Development and Documentation Standard, 1989
	MIL-STD-810D (2)	Environmental Test Methods and Engineering Guidelines, 19 July 1983

11.2 Standards Development Documents

The following publications have been used for guidance in the revision of the Standards.

<i>American National Standards Institute (ANSI)</i>	ANSI/ISO/IEC TR 9294.1990	Information Technology Guidelines for the Management of Software Documentation	
	ISO/IEC TR 13335-4:2000	Information technology—Guidelines for the management of IT Security—Part 4: Selection of safeguards	
	ISO/IEC TR 13335-3:1998	Information technology—Guidelines for the management of IT Security—Part 3 Techniques for the management of IT security	
	ISO/IEC TR 13335-2:1997	Information technology—Guidelines for the management of IT Security—Part 2: Managing and planning IT security	
	ISO/IEC TR 13335-1:1996	Information technology—Guidelines for the management of IT Security—Part 1: Concepts and models for IT security	
	ISO 10007:1995	Quality Mgmt. Guidelines for Configuration Management	
	ISO 10005-1995	Quality Mgmt. Guidelines for Quality Plans	
<i>International Organization for Standardization (ISO)</i>	ANSI/ISO/ASQC QS9000-3-1997	QM and QA standards Part 3: Guidelines for the application of ANSI/ISO/ASQC Q9000-1994 to the Development, Supply, Installation, and Maintenance of Computer Software	
	<i>International Electro-technical Commission (IEC)</i>	MB2, MB5, MB9	Maintainability Bulletins
		EIA 157	Quality Bulletin
		EIA QB2-QB5	Quality Bulletins
		EIA RB9	Failure Mode and Effect Analysis, Revision 71
		EIA SEB1—SEB4	Safety Engineering Bulletins
		RS-232-C	Interface Between Data Terminal Equipment and Data Communications Equipment Employing Serial Binary Data Interchange
		RS-366-A	Interface Between Data Terminal Equipment and Automatic Calling Equipment for Data Communication
		RS-404	Standard for Start-Stop Signal Quality Between Data Terminal Equipment and Non-synchronous Data Communication Equipment
		<i>National Institute of Standards and Technology</i>	NISTIR 4909
<i>Institute of Electrical and Electronics Engineers</i>	610.12-1990		IEEE Standard Glossary of Software Engineering Terminology
	730-1998	IEEE Standard for Software Quality Assurance Plans	
	828-1998	IEEE Standard for Software Configuration Management Plans	
	829-1998	IEEE Standard for Software Test Documentation	
	830-1998	IEEE Recommended Practice for Software Requirements Specifications	

Military Standards

MIL-STD-498

Software Development and Documentation, 27 May 1998

11.3 Guidance Documents

The following publications contain information that is useful in understanding and complying with the Standards.

American National Standards Institute (ANSI)

ANSI/ISO/IEC TR 10176.1998

Information Technology Guidelines for the Preparation of Programming Language Standards

ANSI/ISO/IEC 6592.2000

Information Technology Guidelines for the Documentation of Computer Based Application Systems

International Organization for Standardization (ISO)

ANSI/ISO/ASQC Q9000-3-1997

Quality management and quality assurance standards Part 3: Guidelines for the application of ANSI/IAO/ASQC Q9001-1994 to the Development, supply, installation and maintenance of computer software

International Electro-technical Commission (IEC)

ANSI/ISO/ASQC Q9000-1-1994

Quality Management and Quality Assurance Standards—Guidelines for Selection and Use

ANSI/ISO/ASQC Q10007-1995

Quality Management Guidelines for Configuration Management

National Institute of Standards and Technology

FIPS 102

Guideline for Computer Security Certification and Accreditation

FIPS 112

Password Usage (3)

FIPS 113

Computer Data Authentication

Institute of Electrical and Electronics Engineers

488-1987

IEEE Standard Digital Interface for Programmable Instrumentation

796-1983

IEEE Standard Microcomputer System Bus IEEE/ANSI Software Engineering Standards

750.1-1995

IEEE Guide for Software Quality Assurance Planning

1008-1987

IEEE Standard for Software Unit Testing

1016-1998

IEEE Recommended Practice for Software Design Descriptions

1012-1998

IEEE Guide for Software Verification and Validation Plans

Military Standards

MIL-HDBK-454

Standard General Requirements for Electronic Equipment

MIL-HDBK-470

Maintainability Program for Systems & Equipment

MIL-STD-882

Systems Safety Program Requirements

MIL-STD-1472

Human Engineering Design Criteria for Military Systems, Equipment and Facilities

MIL-STD-973

Configuration Management, 30 September 2000

Other References

Designing for the Color-Challenged: A Challenge, by Thomas G. Wolfmaier (March 1999);
http://www.sandia.gov/itg/newsletter/mar99/accessibility_color_challenged.html;

Effective Color Contrast: Designing for People with Partial Sight and Color Deficiencies, by Aries Ardit, Ph.D;
http://www.lighthouse.org/color_contrast.htm

12

Appendix C – Usability

12.1 Scope

This appendix addresses the design of the voting system to meet the needs of the voters, that is, to develop the interfaces between the voter and the system that are easy to use and that minimize voter errors due to poor interface design. Depending on the voting technology employed, the main elements of this interface are:

- ◆ Information displays, e.g., presentations of contests, candidates, propositions, and instructions
- ◆ Vote input fields, e.g., the location where the voter indicates his or her selection; and
- ◆ Navigation aids, e.g., the way that voters "move" from one part of the system to another.

The most effective interfaces are almost transparent to the voter. They enable the voter to devote his or her complete attention to the task at hand - voting for the candidates and propositions of their choice. A good voter-voting system interface guides the voter to appropriate behavior. It should be obvious to the voter what he or she should do, and importantly, what seems obvious to the voter should be correct. To the extent that the design confuses the voter or causes the voter to stop and think, for example "where on this ballot do I place my vote" or "how do I change my vote," attention is directed away from the voter's main task and to the interface. At best, this can lead to voter frustration. The voter must shift attention away from voting to figuring out how to use the voting system. At worst, it can lead to errors such as failing to vote for a contest, improperly indicating the vote so it is not counted, or voting for more than the required number of candidates.

Designing effective and usable interfaces between the voter and the voting system involves a number of activities. First, voter task requirements should be identified. The requirements reflect the fact that the way that voters interact with the system is different depending on the voting system technology. For example, the way a voter casts a vote and navigates through a ballot will be quite different for a paper ballot

when compared to a computer-based voting system. These tasks need to be carefully analyzed and addressed in the design.

Second, human factors design guidelines should be used to guide the interface design. These guidelines have evolved from scientific research on the human performance aspects of system design and from many years of application in the design of systems. Their application can help to ensure that the design of voting systems is consistent with and compatible with the physical and cognitive characteristics of the voting public.

Third, usability tests and evaluations should be conducted to ensure the voting system has achieved its design goals. In part, these tests can help verify that the design features recommended in this Appendix are successfully implemented in the final voting system design. Usability tests are based on the feedback and performance of samples of voters and can help identify aspect of the design that may be unclear to voters. Results from the tests and evaluations can be used to correct any design deficiencies before the system are actually used for voting.

While all three activities are important, this appendix mainly addresses the second activity discussed above. It provides guidance on the design of usable voter-voting system interfaces based on human factors principles.

12.2 General Principles

The equipment used by voters to cast ballots should meet the following general principles:

- ◆ The design should support voter tasks by providing alerts, information, instructions, and controls when and where they are needed;
- ◆ The design should ensure compatibility with human physiological and cognitive characteristics and limitations, including: visual and auditory perception, information processing and memory, anthropometry and biomechanics;
- ◆ The design should ensure voter safety. The potential for hazards such as sharp edges, falling objects, pinch points, and electrical shock should be anticipated and eliminated as much as possible from the design;
- ◆ Design conventions should be established to provide consistency and standardization of the voter's interface with the system;
- ◆ The system should be the simplest design needed to meet its intended function;
- ◆ The design should provide guidance to the voter through the balloting process;

- ◆ The design should minimize voter inputs, e.g., don't add unnecessary steps, minimize need to turn pages, and to navigate displays;
- ◆ The design should minimize attention shifts and interruptions, e.g., all necessary information to cast a vote for a single race should in one place without the need to turn pages or page to other screens; and
- ◆ Provisions should be made to accommodate the unique demands of all voters. Additional criteria for accessibility that are mandated by the Standards is discussed in 2.2.7.

12.3 Overall Design and Layout of the Voter Workspace

The workspace is the booth, workstation, or other location provided by the election district where the voter goes to use the paper, mechanical, or electronic systems provided for voting.

The ballot and supporting system elements should be properly located so the displays are directly within the voter's visual field and comfortably with the voter's reach. This may require making the voter-system interface adjustable so voters can adjust the interface for their unique demands. Alternatively, different workspaces can be provided where equipment is positioned to accommodate voters of different heights, voters who are in wheel chairs, and voters that have to sit.

All displays and controls should be located to avoid parallax. Parallax refers to the apparent change in the relative positions of objects depending on the position of the viewer. Error will be minimized if the distance between the displays and controls is small, and if the ballot is located so that it can be viewed "straight-on," i.e., with the observer's line of sight perpendicular to the plane of the ballot.

The ambient lighting provided should be consistent with the balloting technology used. More lighting should be provided for paper ballots than for electronic ballots. When VDU are used, ensure that lighting does not produce glare or reflections on screens. Where both VDU and paper must be used, task lighting for reading paper should be provided.

When ballots extend to more than one page (paper or electronic) the same general organization layout should be used for all pages, i.e. location of page identifiers, page numbers, items to be voted on, navigation aids, etc.

12.4 Ballot Legibility and Understandability

In order to facilitate usability, voting system designers should play close attention to design elements that affect the voter’s ability to clearly read and easily understand the information provided. The following guidance addresses these design features:

- a. The font size and style used should ensure that written material can be easily and unambiguously read. Special provisions may be needed for visually-impaired voters:
 - 1) Text (except labels) should be presented using upper and lower case characters. Reading text is easier and faster when capitalization is used conventionally to start sentences and to indicate proper nouns and acronyms;
 - 2) A clearly legible font should be utilized. Fonts should have true ascenders and descenders, uniform stroke width, and uniform aspect ratio. Preference should be given to simple styles. Script and other highly stylized fonts should be avoided;
 - 3) For a given font, it should be possible to clearly distinguish between the following characters: X and K, T and Y, I and L, I and 1, O and Q, O and 0, S and 5, and U and V;
 - 4) Character size should be large enough to easily read the text from the normal sitting and standing position without squinting or leaning forward for a person with normal corrected vision (guidance for character size is provided in Table C-1;

Table C-1 Approximate Point Sizes For Different Viewing Distances

Viewing Distance	Minimum	Preferred
25	9	12
30	10	14
36	12	17
42	14	20
48	16	22

Note: Point sizes refer to the size of letters when printed. When viewed on monitors, it is not exactly the same.

- b. Instructions should be concise. Instructions should be designed to communicate information clearly and unambiguously so that they can be easily understood and interpreted without error:
 - 1) Instructions should be available in the voter's preferred language (as required by the Voting Rights Act of 1965);

- 2) Instructions should be written as short sentences with short, simple words;
 - 3) Instruction steps should be written in active voice as positive commands (focusing on what to do, not what not to do);
 - 4) Punctuation should conform to standard usage of the language used;
 - 5) Words, phrases, and names used in instructions should be used consistently within and among instructions and all other the voting system components;
 - 6) Abbreviations and acronyms should be avoided or, if necessary, limited to those well known to the voters;
 - 7) If instructions include number lists, Arabic numerals should be used. Numbers that are spelled out should be consistently spelled under the same conditions;
 - 8) The instructions should specify any conditions that must be met before an action can be undertaken. Information about preconditions should be located so that voters read the information before acting. Information given in other locations may be overlooked, or require additional actions to retrieve it, which may be distracting and time consuming. Further, if conditions are implied, voters may easily miss or misinterpret them;
 - 9) Applicable cautions or warnings should be displayed when the relevant instructions are in view of the voter. Displaying warnings and cautions at the same time as their associated instructions will help ensure that voters read the information. Information provided elsewhere may be overlooked, or may require retrieval by distracting and time-consuming actions;
 - 10) Cautions or warnings should be uniquely presented, so that they are easily distinguished from each other and from other display elements; and
 - 11) All supplementary information (such as explanatory figures) required for a procedure step should be shown concurrently with the step;
- c. Graphics should be simple and have an obvious meaning that is consistent with population stereotypes (unless well known graphics are used, the meaning of graphics should be tested in advance to ensure the they communicate the intended message). Voter understanding of graphics can be enhanced when the graphics are accompanied by instructional labels. For example, if an arrow is used to indicate where to vote it may be more clearly understood if the text "To register your vote, click here";

- d. If the information is communicated by means of visual coding, such as by color or shape, the following principles should be followed:
 - 1) A limited number of codes should be used;
 - 2) The meaning of code levels should be clearly presented to the voter;
 - 3) Voters should be able to easily discriminate between the levels of the code, e.g., the different colors; and
 - 4) If the information being coded differs in importance, the code levels should be mapped for salience, e.g., most salient display characteristics should direct voter's attention to the most important information;
- e. Decorative features with no information content should be minimized since they can create distractions; and
- f. All information (e.g., contest labels, candidate names, instructions, graphics, and coding) should have good contrast against the background.

12.5 Information Grouping

Proper use of information is facilitated by the application of grouping principles. When information is presented in a display, people have a tendency to group elements in the display based on how they are presented. It is far preferable to intentionally design the voting system display for proper grouping than to leave it to chance. The guidance in this section addresses these design considerations.

- a. Information on the ballot should be grouped. A group should include the following:
 - 1) Candidates for a given office;
 - 2) The office for which a group of candidates are running; and
 - 3) Vote response fields;
- b. Any applicable instructions pertinent to the specific vote, such as an indication of the number of candidates to vote for;
- c. Information on the ballot should reflect principles of grouping:

- 1) A group should be visually distinct, e.g., examples of techniques that can be used to visually set apart a group include borders and demarcations, background color, and textures;
- 2) The office for which a group of candidates are running should be prominently labeled; and
- 3) The names should be grouped so they appear together (not on separate areas of the display or separate pages); and
- 4) There should be clear separations between groups. The separations between the groups should be greater than the separation between the items of information within a group.

12.6 Voting Input Fields

The design of the voting input field is as important as the presentation of information itself. The design should make it clear where and how to vote and the system should provide feedback that the vote was accepted by the system. The guidance in this section addresses these design features.

- a. Ballot should clearly indicate the action voters must take to cast a vote and where the action must be made in order to vote for specific candidates;
- b. There should be a consistent relationship between names of the candidates and where to cast a vote. For example, if the response field where voters indicate their selection is located to the right of a candidates name, it should always be located to the right of all candidates names and never to the left or some alternative position. The reason for this is that people are active information processors and will abstract rules about the relationships between information elements in the display. The rules then guide their subsequent behavior. If the design is inconsistent, applying the rule leads to error. Consistency, therefore, will help establish voter expectancy with balloting systems and minimize errors;
- c. Ballot should clearly indicate how many candidates are to be voted for;
- d. The design should support the ability of the voter to remain in visual contact with the current options when in the act of casting their vote. That is, the design should minimize as much as possible, the occlusion of the current item being voted for by the voting action, such as when

the movement of the voter's hand to cast a vote blocks information on the display;

- e. Feedback on the voter's selection should be provided. It should be clearly obvious to voters what they voted for. In paper ballots, this is supported by clear grouping principles. In electronic systems, an informative feedback message should be provided;
- f. Voters should be able to review all their votes prior to final submission. While this is easily to implement in electronic systems it can be more difficult with some paper ballots, like punch cards. In such cases, where possible, it is desirable to provide voters with easy access to a punch card reader or similar device to check that their votes were cast as intended;
- g. Voters should be able to modify their votes at any time before finalizing their voting session;
- h. In electronic and computer-based systems, fields where voters have to enter identifying information, if any, should be clearly labeled and the place where the information is to go should be clearly visible;
- i. In computer-based systems, the cursor should be automatically positioned in the first data entry field and when the voter hits the "enter/return" key, the cursor should automatically move to the next data entry field;
- j. Voters should be able to correct the information if mistakes are made; and
- k. In electronic and computer-based systems, voters should not have to input identifying information more than once, e.g., if voters input their names at the beginning of the voting session, they should not have to repeat the input on subsequent pages.

12.7 Navigation and Manipulation of Ballots

As noted earlier, navigation and manipulation of ballots can be a distracting task that shifts the voter's attention away from the voting task and, therefore, can increase the probability of error. Therefore, careful attention has to be paid to the design of these aspects of the voting system. The guidance provided in this section is intended to minimize the demands of these activities.

- a. Voters should be able to control the pace and sequence of their use of the ballot. Voters should be able to freely move back and forth;

- b. The means by which voters navigate through the system should be simple and not require complex or complicated actions (e.g., clicking on a "Next Page" button rather than scrolling);
- c. The display should provide orientation and landmark features to support the voter in determining where they are in the ballot;
- d. Navigation features should be provided that are distinct and should be clearly separated from voting response fields;
- e. Any cursors should be visually distinct and should not move beyond the boundaries of the screen (become invisible);
- f. The input device (such as a mouse) and cursor response to voter movements should be as precise as needed to reliably enter a vote; and
- g. The system should provide feedback to user inputs in less than a second, but if processing takes longer, feedback should be provided that the system is processing the voter's input.

12.8 Preventing and Minimizing Voter Errors

During the design of voting systems, it is important to anticipate the types of errors voters may make so that features can be designed to minimize voter errors and to provide the means for voters to realize their errors and correct them. The guidance in this section addresses these design considerations.

- a. The system should provide clear and explicit instructions on what procedures the user should follow throughout the voting process.
- b. The system should check user inputs for acceptability, e.g., check for inputs that seem to be in error (such as putting a Arabic number in a name field) and alert the voter when such a situation exists;
- c. When feasible, interlocks should prevent voters from voting for more candidates than is permitted or from providing other types of unacceptable voter inputs. When this occurs, voters should be alerted as to what is incorrect;
- d. The system should inform voters of items on the ballot that they have not voted for. This should be done before the voter leaves the system. Voters should be given the opportunity to complete their vote if they choose to or they should be able to exit without voting for those they omitted; and

- e. A means for correcting a vote response should be readily available. For non-paper based systems, this should be built into the design of the system. For paper-based system, procedures for undoing votes should be available and voters should be explicitly told in advance what they are and that information should be posted close to where they will use the ballot.

12.9 Help and System Failure

The availability of useful help features can support voting system usability. Similarly, the voter should be alerted to any system failures that may impact the proper recording of votes or personal safety. The guidance in this section addresses these design considerations.

- a. Help should be available to support users with specific questions;
- b. The system should provide voters with information on what to do if the instructions provided are not understood;
- c. Acceptable voter behavior should be clearly identified (e.g., whether the voter can leave the booth, open a curtain, remove a ballot, etc.);
- d. System messages should be informative and in "plain English" and should not contain technical or jargon terms;
- e. Alarms should be provided to alert voters to system failures. The alarms should be accompanied by instructions informing voters of the actions to take; and
 - 1. Status and alarm displays should follow conventional practice with respect to color:
 - 2. green, blue, or white displays shall be used for indications of normal status;
 - 3. Amber indicators shall be used to indicate warnings or marginal status;
 - 4. Red indicators shall be used to indicate error conditions or equipment states that may result in damage, or in hazards to personnel; and
 - 5. unless the equipment is designed to halt under conditions of incipient damage or hazard, an audible alarm shall also be provided.

12.10 Voter Familiarization and Training

Successful use of any voting system is supported by the availability of mean for voters to become familiar with voting system operation. Being able to use and become familiar with the system prior to voting will minimize confusion and errors. The guidance in this section addresses these design considerations.

- a. Voters should have access to sample ballots and all instructions before they have to vote;
- b. Voters should have an opportunity to practice before they vote, especially if using electronic systems. On-line support can be provided, e.g., provide web-based access to all ballot information; and
- c. Voters should have access to knowledgeable personnel to resolve any questions.

